


MODULAR CONNECTORS

by Murrelektronik





MODLINK HEAVY

The heavy-duty plug connectors of the Modlink Heavy series from Murrelektronik guarantee secure transmission of signals, energy, data and pneumatics - even in the roughest of industrial environments. They consistently protect interfaces from water, coolants and lubricants, dirt and high mechanical loads.

We provide a broad range of products. For our customers, we offer a matching connector for every requirement - Flexibility in the configuration of the plug connectors is our great strength. Thus, for housings, we offer as many as four different types, each in seven different sizes. They can be locked, as needed, by three different methods. As for contact inserts, you can choose from a large number of fixed-pole or modular versions. Our offer of accessories is exactly tuned to the heavy-duty plug connectors from Murrelektronik and rounded off to the last detail.



MAXIMUM VARIETY

- Four different housing types, each in seven different sizes
- Housing up to degree of protection IP68 – maximum tightness
- Different fixed-pole and modular contact inserts for high flexibility
- Worldwide use through country-specific approvals such as UL and CSA



FIXED-POLE OR MODULAR

For every requirement, we offer a matching heavy-duty plug connector



HOUSING

Our offer comprises seven different sizes and four different housing types (grommet, surface-mounted, socket and coupling housings). Our housings cover the area up to degree of protection IP68 – for maximum tightness.



FIXED-POLE CONTACT INSERTS

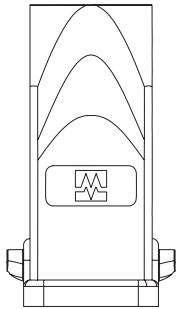
Our range of fixed-pole contact inserts includes A, D, DD, E, EE, K, HSE, HV and Q series. Rated voltages of up to 830 V and rated currents of up to 80 A are possible. Three different connection technologies, screw, crimp and push-in, are available.



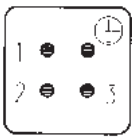
MODULAR CONTACT INSERTS

Modular contact inserts allow signals, energy, data and pneumatics to be accommodated in a single connector. A heavy-duty plug connector thus replaces up to six single connectors. Our product range includes four different frame sizes and more than 20 different base modules, which can then be used to configure a wide range of individual solutions – tuned exactly to the particular application.

MODLINK HEAVY FIXED POLE OVERVIEW – SIZE A3



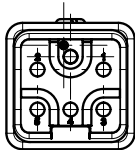
Hood
Single locking lever
Top entry
IP67



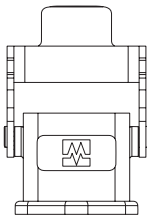
A-Series
400 V / 10 A
3 + PE
Screw locking



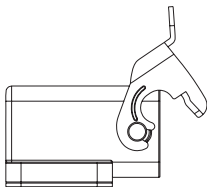
D-Series
250 V / 16 A
7 + PE
Crimp



Q-Series
400 V / 16 A
5 + PE
Crimp

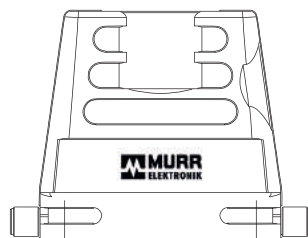


Bulkhead mounted housing
Single locking lever
IP67




Bulkhead mounted housing angled
Single locking lever
IP65


MODLINK HEAVY FIXED POLE OVERVIEW – SIZE A10



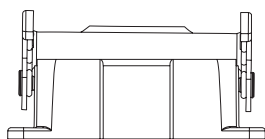
Hood
Single locking lever
Top / side entry
IP65



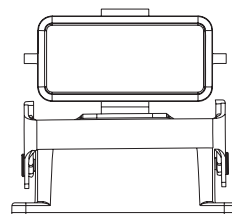
A-Series
400 V / 10 A
10 + PE
Screw locking



D-Series
250 V / 10 A
15 + PE
Crimp

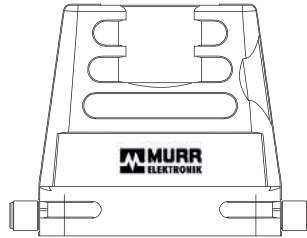


Bulkhead mounted housing
Single locking lever
IP65




Bulkhead mounted housing
with protection cover
Single locking lever
IP65


MODLINK HEAVY FIXED POLE – SIZE A16



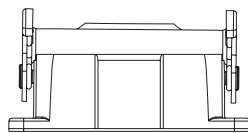
Hood
Single locking lever
Top / side entry
IP65



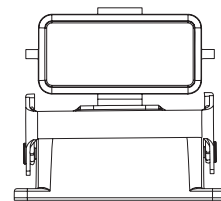
A-Series
400 V / 10 A
16 + PE
Screw locking



D-Series
250 V / 10 A
25 + PE
Crimp

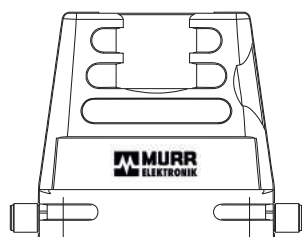


Bulkhead mounted housing
Single locking lever
IP65

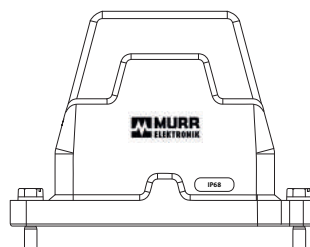


Bulkhead mounted housing
with protection cover
Single locking lever
IP65


MODLINK HEAVY FIXED POLE OVERVIEW – SIZE B6



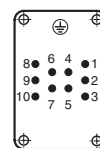
Hood
Single locking lever
Top / side entry
IP65/IP67



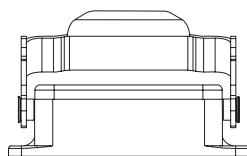
Hood
Screw locking
Top / side entry
IP68



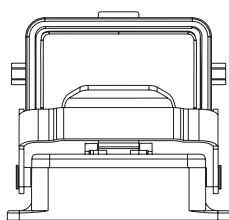
E-Series
500 V / 16 A
6 + PE
Screw locking / Crimp / Push-in



EE-Series
500 V / 16 A
10 + PE
Crimp



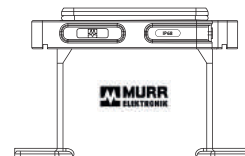
Bulkhead mounted housing
Single locking lever
IP65/IP67



Bulkhead mounted housing
with protection cover
Single locking lever
IP65

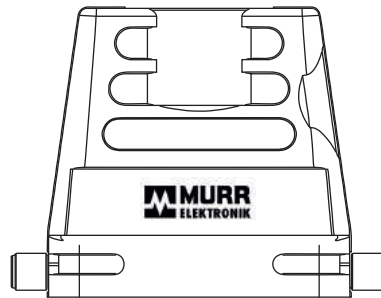


Bulkhead mounted housing
Screw locking
IP68




Surface mounted
housing
Screw locking
IP68


MODLINK HEAVY FIXED POLE OVERVIEW – SIZE B10, B16 & B24




Hood
Single locking lever
Top / side entry
IP65/IP67

B10


E-Series
500 V / 16 A
10 + PE
Screw locking /
Crimp / Push-in




EE-Series
500 V / 16 A
18 + PE
Crimp

B16

D-Series
250 V / 10 A
40 + PE
Crimp



E-Series
500 V / 16 A
16 + PE
Screw locking /
Crimp / Push-in




EE-Series
500 V / 16 A
32 + PE
Crimp

B24

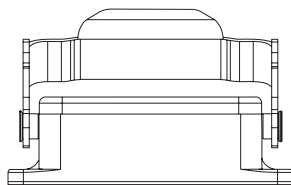
D-Series
250 V / 10 A
64 + PE
Crimp



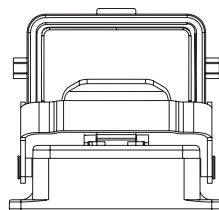
E-Series
500 V / 16 A
24 + PE
Screw locking / Crimp /
Push-in



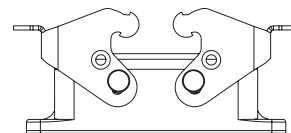
EE-Series
500 V / 16 A
46 + PE
Crimp



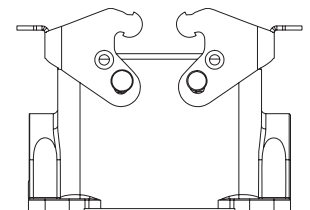
Bulkhead mounted housing
Single locking lever
IP65




Bulkhead mounted housing
with protection cover
Single locking lever
IP65



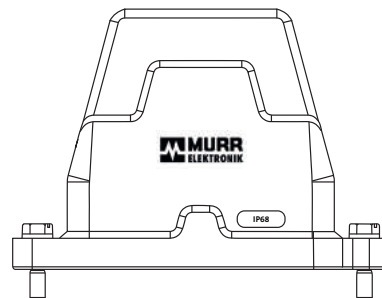
Bulkhead mounted housing
Double locking lever
IP65/IP6



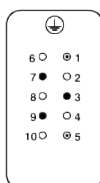
Surface mounted housing
Double locking lever
IP65




Hood
Double locking lever
Top / side entry
IP65/IP67



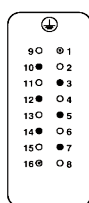
Hood
Screw locking
Top / side entry
IP68



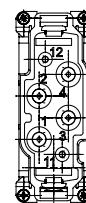
HV-Series
800/500V
16 A
3 + 2 + PE
Push-in




HSE-Series
400 V / 42 A
6 + PE
Screw locking



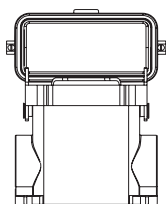
HV-Series
800/500 V
16 A
6 + 2 + PE
Push-In




K-Series
830/400 V
80/16 A
4 + 2 + PE
Screw locking



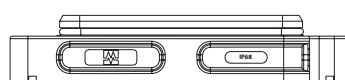
HV-Series
800/500V
16 A
10 + 2 + PE
Push-in



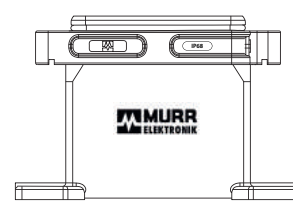
Surface mounted housing
with protection cover
Single locking lever
IP65



Coupling housing
Double locking lever
IP65




Bulkhead mounted housing
Screw locking
IP68




Surface mounted housing
Screw locking
IP68


MODLINK HEAVY MODULES OVERVIEW – SIZE B6, B10, B16 & B24



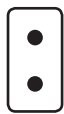
B6 frame
male
for 2 modules




B10 frame
male
for 3 modules



Blind module




2 pole module
Axial screw connection
1000 V, 70 oder 40 oder 100 A




3 pole module
Crimp
400 V, 40 A




8 pole module
Crimp
400 V, 16 A




GigaBit module



Pneumatic module
2- or 3-pole



1 pole module
Axial screw connection
1000 V, 200 A



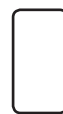
2 pole module
Crimp
1000 V, 100 A




4 pole module
Crimp
830 V, 40 A




12 pole module
Crimp
250 V, 10 A



D-Sub module



B6 frame
female
for 2 modules




B10 frame
female
for 3 modules




B16 frame
male
for 4 modules




B24 frame
male
for 6 modules



1 pole PE module
Axial screw connection
1000 V, 200 A



**2 pole shielded module /
Coax module**




5 pole module
Push-In
830 V, 40 A




6 pole module
Crimp
500 V, 16 A



17 pole module
Crimp
160 V, 10 A




20 pole module
Crimp
500 V, 16 A




RJ45 module



Optical fiber module



B16 frame
female
for 4 modules



B24 frame
female
for 6 modules

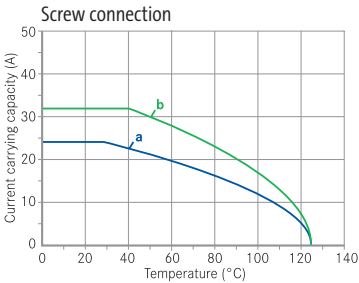
MODLINK HEAVY A3 – INSERTS | A-SERIES

Technical Data

General data	Norm	Value
Size		A3
No. of poles		3 + PE
Connection		Screw locking
Connection cross section		0.5 ... 1.5 mm²
Material (contact carrier)		PA GF grey
Material (contact)		CuZn (brass)
Material (contact surface)		Ag (silver)
Flammability class	UL 94	V - 0
Climatic category		40/125/21
Temperature range		-40 °C ... +125°C
Approvals		UL, CSA
Technical data		
Operating voltage		400 V
Operating current		10 A
Pollution degree	EN 60664-1	3
Over voltage category	EN 60664-1	III
Material group	EN 60664-1	IIIb
Rated impulse voltage	EN 60664-1	4 kV
Current carrying capacity	EN 60512-5-2	See derating curve
Contact resistance	EN 60512-2-1	≤ 5 mΩ
Isolation resistance	EN 60512-3-1	≥ 10 ¹⁰ Ω
Mating cycles	EN 60512-9-1	min. 500
Tightening torque clamping screws		0.2 Nm


Derating curves

Curve	Cross section
a	1.5 mm²
b	2.5 mm²


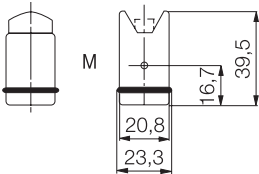

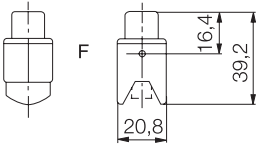


Contact configuration

Male insert Female insert



Inserts

Male	Dimension drawing	Description	Art-No.
		A3 male 3-pole, Screw locking t., 400 V, 10 A	70MH-ES003-AS02010
		A3 female 3-pole, Screw locking t., 400 V, 10 A	70MH-EB003-AS02010

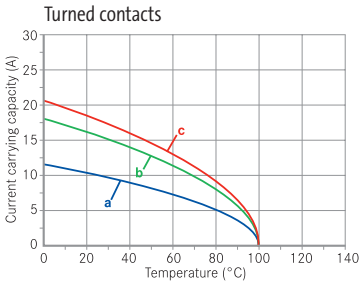
MODLINK HEAVY A3 – INSERTS | D-SERIES

Technical data

General data	Norm	Value
Size		A3
No. of poles		7 + PE
Connection		Crimp
Material (contact carrier)		PBTP grey
Flammability class	UL 94	V - 0
Climatic category		40/125/21
Temperature range		-40 °C ... +125°C
Approvals		UL, CSA
Technical data		
Operating voltage		250 V
Operating current		16 A
Pollution degree	EN 60664-1	3
Over voltage category	EN 60664-1	III
Material group	EN 60664-1	IIIb
Rated impulse voltage	EN 60664-1	4 kV
Current carrying capacity	EN 60512-5-2	See derating curve
Contact resistance	EN 60512-2-1	≤ 5 mΩ
Isolation resistance	EN 60512-3-1	≥ 10 ¹⁰ Ω
Mating cycles	EN 60512-9-1	min. 500

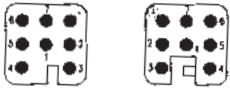
Derating curves

Curve	Cross section
a	0.5 mm ²
b	1.5 mm ²
c	2.5 mm ²


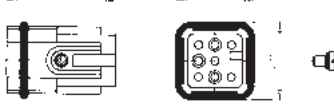

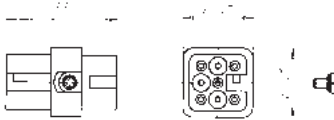


Contact configuration


Male insert Female insert



Inserts

Male	Dimension drawing	Description	Art-No.
		A3 male 7-pole, crimp t., 250 V, 16 A	70MH-ES007-AC01020
Female	Dimension drawing	Description	Art-No.
		A3 female 7-pole, crimp t., 250 V, 16 A	70MH-EB007-AC01020

Crimp contacts

Turned Crimp contacts 1.6 mm		Delivery form	for wire cross section	AWG	Pcs.	Art-No. Male contact	Art-No. Female contact
		Silver plated	0.14–0.37 mm ²	26–22	100	70MH-ZKA1S-0100100	70MH-ZKB1S-0100100
			0.5 mm ²	20	100	70MH-ZKA1S-0100200	70MH-ZKB1S-0100200
			0.75–1.0 mm ²	20–16	100	70MH-ZKA1S-0100300	70MH-ZKB1S-0100300
			1.5 mm ²	16–15	100	70MH-ZKA1S-0100400	70MH-ZKB1S-0100400
			2.5 mm ²	14	100	70MH-ZKA1S-0100500	70MH-ZKB1S-0100500
		Golden plated	0.14–0.37 mm ²	26–22	100	70MH-ZKA1G-0100100	70MH-ZKB1G-0100100
			0.5 mm ²	20	100	70MH-ZKA1G-0100200	70MH-ZKB1G-0100200
			0.75–1.0 mm ²	20–16	100	70MH-ZKA1G-0100300	70MH-ZKB1G-0100300
			1.5 mm ²	16–15	100	70MH-ZKA1G-0100400	70MH-ZKB1G-0100400
			2.5 mm ²	14	100	70MH-ZKA1G-0100500	70MH-ZKB1G-0100500

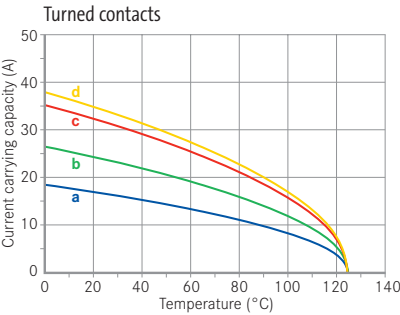
MODLINK HEAVY A3 – INSERTS | Q-SERIES

Technical data

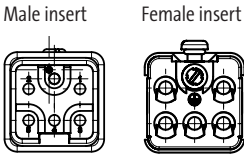
General data	Norm	Value
Size		A3S
No. of poles		5 + PE
Connection		Crimp
Material (contact carrier)		PC GF grey
Flammability class	UL 94	V - 0
Climatic category		40/125/21
Temperature range		-40 °C ... +125°C
Approvals		UL, CSA
Technical data		
Operating voltage		400 V (Pin - Pin), 230 V (Pin - PE)
Operating current		16 A
Pollution degree	EN 60664-1	3
Over voltage category	EN 60664-1	III
Material group	EN 60664-1	IIIb
Rated impulse voltage	EN 60664-1	6 kV
Current carrying capacity	EN 60512-5-2	See derating curve
Contact resistance	EN 60512-2-1	≤ 5 mΩ
Isolation resistance	EN 60512-3-1	≥ 10 ¹⁰ Ω
Mating cycles	EN 60512-9-1	min. 500

Derating curves


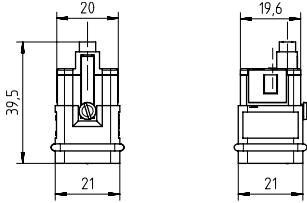

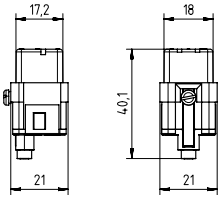
Curve	Cross section
a	1.0 mm ²
b	1.5 mm ²
c	2.5 mm ²
d	4.0 mm ²




Contact configuration




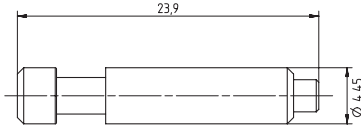
Inserts

Male	Dimension drawing	Description	Art-No.
		A3 male 5-pole, crimp t., 400 V, 16 A	70MH-ES005-AC02020
Female	Dimension drawing	Description	Art-No.
		A3 female 5-pole, crimp t., 400 V, 16 A	70MH-EB005-AC02020

Crimp contacts

Turned Crimp contacts 2.5 mm	Delivery form	for wire cross section	AWG	Pcs.	Art-No. Male contact	Art-No. Female contact
	Silver plated	0.5 mm ²	20	100	70MH-ZKA1S-0200200	70MH-ZKB1S-0200200
		0.75–1.0 mm ²	18	100	70MH-ZKA1S-0200300	70MH-ZKB1S-0200300
		1.5 mm ²	16	100	70MH-ZKA1S-0200400	70MH-ZKB1S-0200400
		2.5 mm ²	14	100	70MH-ZKA1S-0200500	70MH-ZKB1S-0200500
		4.0 mm ²	12	100	70MH-ZKA1S-0200600	70MH-ZKB1S-0200600
	Golden plated	0.5 mm ²	20	100	70MH-ZKA1G-0200200	70MH-ZKB1G-0200200
		0.75–1.0 mm ²	18	100	70MH-ZKA1G-0200300	70MH-ZKB1G-0200300
		1.5 mm ²	16	100	70MH-ZKA1G-0200400	70MH-ZKB1G-0200400
		2.5 mm ²	14	100	70MH-ZKA1G-0200500	70MH-ZKB1G-0200500
		4.0 mm ²	12	100	70MH-ZKA1G-0200600	70MH-ZKB1G-0200600


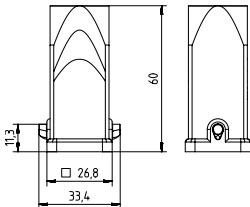
Accessory

	Dimension drawing	Description	Art-No.
		Coding element 10 pieces	70MH-ZC004-1000000

MODLINK HEAVY A3 – HOUSINGS | HOODS FOR SINGLE LOCKING LEVER

Technical data


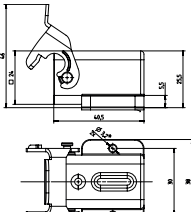

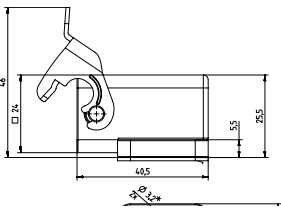
General data	Value
Material (Housing)	Aluminum diecast
Material (Housing surface)	Powder coated
Technical data	
Protection class housing	IP67
Mating cycles	min. 500

	Dimension drawing	Description	M	Art-No.
		A3 Hood, IP67, Single locking lever, top entry M20	20	70MH-GTANL-A01B100

MODLINK HEAVY A3 – HOUSINGS | HOUSINGS WITH SINGLE LOCKING LEVER

Technical data

General data	Value
Material (Housings)	Aluminum diecast
Material (Housing surface)	Powder coated
Locking material	Steel (galvanized)
Material (Gasket)	NBR
Technical data	
Protection class housing	IP65/IP67
Mating cycles	min. 500

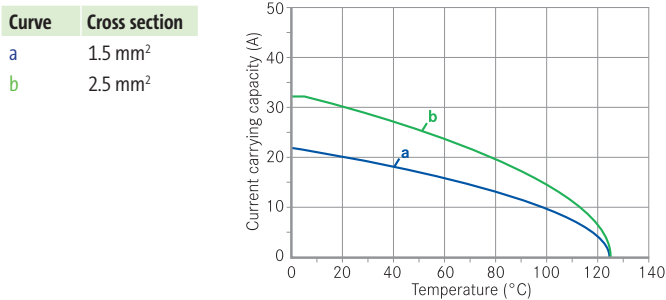
	Dimension drawing	Description	M	Art-No.
		A3 Bulkhead mounted h., angled, IP65, Single locking lever		70MH-GAAAL-B000000
		A3 Bulkhead mounted h., IP67, Single locking lever		70MH-GAANL-B000100

MODLINK HEAVY A10 – INSERTS | A-SERIES

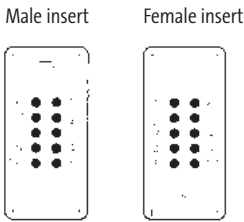
Technical data

General data	Norm	Value
Size		A10
No. of poles		10 + PE
Connection		Screw locking
Connection cross section		0.5 ... 2.5 mm²
Material (contact carrier)		PA GF grey
Material (contact)		CuZn (brass)
Material (contact surface)		Ag (silver)
Flammability class	UL 94	V - 0
Climatic category		40/125/21
Temperature range		-40 °C ... +125°C
Approvals		UL, CSA
Technical data		
Operating voltage		250 V
Operating current		16 A
Pollution degree	EN 60664-1	3
Over voltage category	EN 60664-1	III
Material group	EN 60664-1	IIIb
Rated impulse voltage	EN 60664-1	4 kV
Current carrying capacity	EN 60512-5-2	See derating curve
Contact resistance		≤ 5 mΩ
Isolation resistance	EN 60512-3-1	≥ 10 ¹⁰ Ω
Mating cycles	EN 60512-9-1	min. 500
Tightening torque clamping screws		0.4 Nm


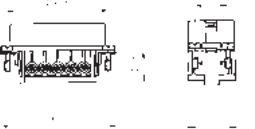

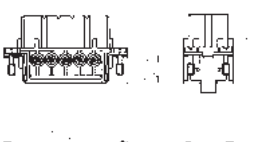
Derating curves



Contact configuration



Inserts

Male	Dimension drawing	Description	Art-No.
		A10 male 10-pole, screw t., 250 V, 16 A	70MH-ES010-BS01020
Female	Dimension drawing	Description	Art-No.
		A10 female 10-pole, screw t., 250 V, 16 A	70MH-EB010-BS01020

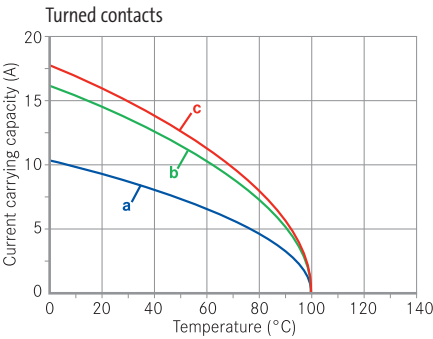
MODLINK HEAVY A10 – INSERTS | D-SERIES

Technical data

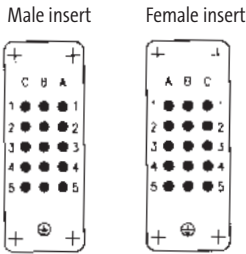
General data	Norm	Value
Size		A10
No. of poles		15 + PE
Connection		Crimp
Material (contact carrier)		PC GF grey
Flammability class	UL 94	V - 0
Climatic category		40/125/21
Temperature range		-40 °C ... +125°C
Approvals		UL, CSA
Technical data		
Operating voltage		250 V
Operating current		10 A
Pollution degree	EN 60664-1	3
Over voltage category	EN 60664-1	III
Material group	EN 60664-1	IIIa
Rated impulse voltage	EN 60664-1	4 kV
Current carrying capacity	EN 60512-5-2	See derating curve
Contact resistance	EN 60512-2-1	≤ 5 mΩ
Isolation resistance	EN 60512-3-1	≥ 10 ¹⁰ Ω
Mating cycles	EN 60512-9-1	min. 500

Derating curves


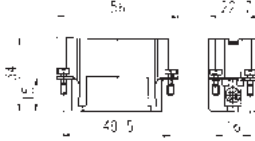

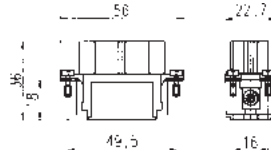
Curve	Cross section
a	0.5 mm ²
b	1.5 mm ²
c	2.5 mm ²



Contact configuration



Inserts

Male	Dimension drawing	Description	Art-No.
		A10 male 15-pole, crimp t., 250 V, 12 A	70MH-ES015-BC01010
Female	Dimension drawing	Description	Art-No.
		A10 female 15-pole, crimp t., 250 V, 12 A	70MH-EB015-BC01010

Crimp contacts


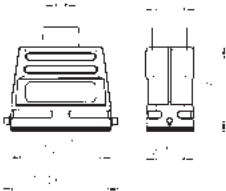
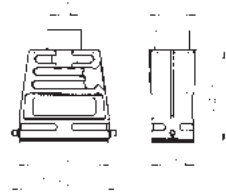

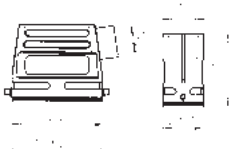
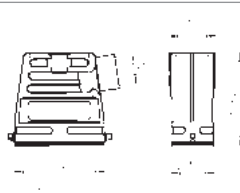
Turned Crimp contacts 1.6 mm	Delivery form	for wire cross section	AWG	Pcs.	Art-No.	Art-No.
					Male contact	Female contact
	Silver plated	0.14–0.37 mm ²	26–22	100	70MH-ZKA1S-0100100	70MH-ZKB1S-0100100
		0.5 mm ²	20	100	70MH-ZKA1S-0100200	70MH-ZKB1S-0100200
		0.75–1.0 mm ²	20–16	100	70MH-ZKA1S-0100300	70MH-ZKB1S-0100300
		1.5 mm ²	16–15	100	70MH-ZKA1S-0100400	70MH-ZKB1S-0100400
		2.5 mm ²	14	100	70MH-ZKA1S-0100500	70MH-ZKB1S-0100500
	Golden plated	0.14–0.37 mm ²	26–22	100	70MH-ZKA1G-0100100	70MH-ZKB1G-0100100
		0.5 mm ²	20	100	70MH-ZKA1G-0100200	70MH-ZKB1G-0100200
		0.75–1.0 mm ²	20–16	100	70MH-ZKA1G-0100300	70MH-ZKB1G-0100300
		1.5 mm ²	16–15	100	70MH-ZKA1G-0100400	70MH-ZKB1G-0100400
		2.5 mm ²	14	100	70MH-ZKA1G-0100500	70MH-ZKB1G-0100500



MODLINK HEAVY A10 – HOUSINGS | HOODS FOR SINGLE LOCKING LEVER

Technical data


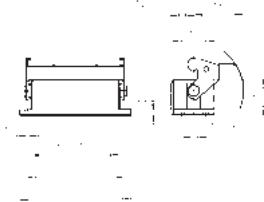

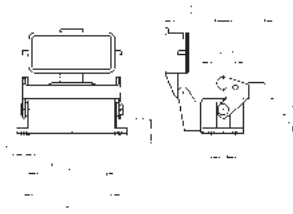
General data	Value
Material (Housing)	Aluminum diecast
Material (Housing surface)	Powder coated
Material (Gasket)	CR
Technical data	
Protection class housing	IP65
Mating cycles	min. 500

	Dimension drawing	Description	M	Art-No.
		A10 Hood, low profile, IP65, Single locking lever, top entry M25	25	70MH-GTBNL-A01C000
		A10 Hood, high profile, IP65, Single locking lever, top entry M25	25	70MH-GTBHL-A01C000
		A10 Hood, low profile, IP65, Single locking lever, side entry M25	25	70MH-GTBNL-A02C000
		A10 Hood, high profile, IP65, Single locking lever, side entry M25	25	70MH-GTBHL-A02C000

MODLINK HEAVY A10 – HOUSINGS WITH SINGLE LOCKING LEVER

Technical data

General data	Value
Material (Housing)	Aluminum diecast
Material (Housing surface)	Powder coated
Locking material	Steel (galvanized)
Material (Gasket)	CR
Technical data	
Protection class housing	IP65
Mating cycles	min. 500

	Dimension drawing	Description	M	Art-No.
		A10 Bulkhead mounted h., IP65, Single locking lever		70MH-GABNL-B000000
		A10 Bulkhead mounted h., IP65, Single locking lever, p-cover		70MH-GABNL-B000010

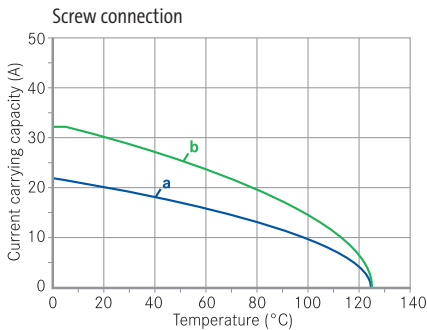
MODLINK HEAVY A16 – INSERTS | A-SERIES

Technical data

General data	Norm	Value
Size		A16
No. of poles		16 + PE
Connection		Screw locking
Connection cross section		0.5 ... 2.5 mm²
Material (contact carrier)		PA GF grey
Material (contact)		CuZn (brass)
Material (contact surface)		Ag (silver)
Flammability class	UL 94	V - 0
Climatic category		40/125/21
Temperature range		-40 °C ... +125°C
Approvals		UL, CSA
Technical data		
Operating voltage		250 V
Operating current		16 A
Pollution degree	EN 60664-1	3
Over voltage category	EN 60664-1	III
Material group	EN 60664-1	IIIb
Rated impulse voltage	EN 60664-1	4 kV
Current carrying capacity	EN 60512-5-2	See derating curve
Contact resistance		≤ 5 mΩ
Isolation resistance	EN 60512-3-1	≥ 10 ¹⁰ Ω
Mating cycles	EN 60512-9-1	min. 500
Tightening torque clamping screws		0.4 Nm

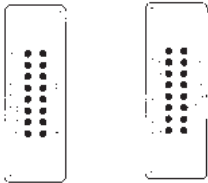
Derating curves

Curve	Cross section
a	1.5 mm²
b	2.5 mm²


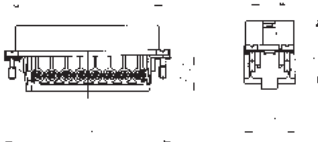

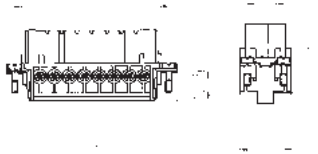


Contact configuration

Male insert Female insert



Inserts

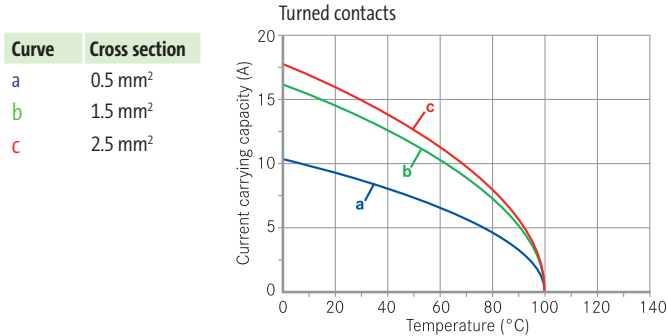
Male	Dimension drawing	Description	Art-No.
		A16 male 16-pole, screw t., 250 V, 16 A	70MH-ES016-BS01020
Female	Dimension drawing	Description	Art-No.
		A16 female 16-pole, screw t., 250 V, 16 A	70MH-EB016-BS01020

MODLINK HEAVY A16 – INSERTS | D-SERIES

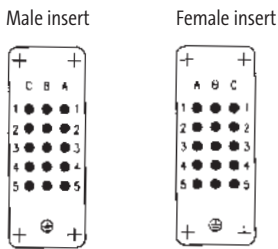
Technical data

General data	Norm	Value
Size		A16
No. of poles		25 + PE
Connection		Crimp
Material (contact carrier)		PC GF grey
Flammability class	UL 94	V - 0
Climatic category		40/125/21
Temperature range		-40 °C ... +125°C
Approvals		UL, CSA
Technical data		
Operating voltage		250 V
Operating current		10 A
Pollution degree	EN 60664-1	3
Over voltage category	EN 60664-1	III
Material group	EN 60664-1	IIIa
Rated impulse voltage	EN 60664-1	4 kV
Current carrying capacity	EN 60512-5-2	See derating curve
Contact resistance	EN 60512-2-1	≤ 5 mΩ
Isolation resistance	EN 60512-3-1	≥ 10 ¹⁰ Ω
Mating cycles	EN 60512-9-1	min. 500


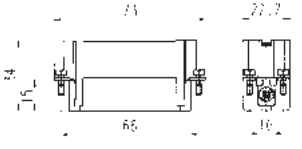

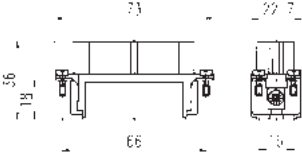
Derating curves




Contact configuration



Inserts

Male	Dimension drawing	Description	Art-No.
		A16 male 25-pole, crimp t., 250 V, 12 A	70MH-ES025-CC01010
Female	Dimension drawing	Description	Art-No.
		A16 female 25-pole, crimp t., 250 V, 12 A	70MH-EB025-CC01010


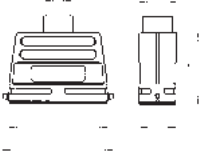


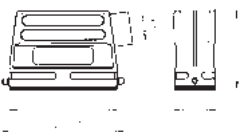
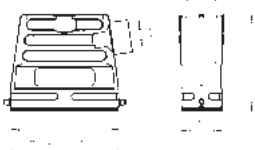
Crimp contacts

Turned Crimp contacts 1.6 mm		Delivery form	for wire cross section	AWG	Pcs.	Art-No. Male contact	Art-No. Female contact
	Silver plated		0.14 – 0.37 mm ²	26 – 22	100	70MH-ZKA1S-0100100	70MH-ZKB1S-0100100
			0.5 mm ²	20	100	70MH-ZKA1S-0100200	70MH-ZKB1S-0100200
			0.75 – 1.0 mm ²	20 – 16	100	70MH-ZKA1S-0100300	70MH-ZKB1S-0100300
			1.5 mm ²	16 – 15	100	70MH-ZKA1S-0100400	70MH-ZKB1S-0100400
			2.5 mm ²	14	100	70MH-ZKA1S-0100500	70MH-ZKB1S-0100500
	Golden plated		0.14 – 0.37 mm ²	26 – 22	100	70MH-ZKA1G-0100100	70MH-ZKB1G-0100100
			0.5 mm ²	20	100	70MH-ZKA1G-0100200	70MH-ZKB1G-0100200
			0.75 – 1.0 mm ²	20 – 16	100	70MH-ZKA1G-0100300	70MH-ZKB1G-0100300
			1.5 mm ²	16 – 15	100	70MH-ZKA1G-0100400	70MH-ZKB1G-0100400
			2.5 mm ²	14	100	70MH-ZKA1G-0100500	70MH-ZKB1G-0100500

MODLINK HEAVY A16 – HOUSINGS | HOODS FOR SINGLE LOCKING LEVER

Technical data


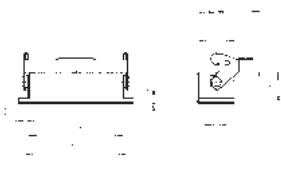

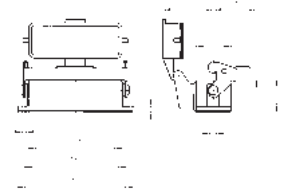
General data	Value
Material (Housing)	Aluminum diecast
Material (Housing surface)	Powder coated
Material (Gasket)	CR
Technical data	
Protection class housing	IP65
Mating cycles	min. 500

	Dimension drawing	Description	M	Art-No.
		A16 Hood, low profile, IP65, Single locking lever, top entry M25	25	70MH-GTCNL-A01C000
		A16 Hood, high profile, IP65, Single locking lever, top entry M25	25	70MH-GTCHL-A01C000
		A16 Hood, low profile, IP65, Single locking lever, side entry M25	25	70MH-GTCNL-A02C000
		A16 Hood, high profile, IP65, Single locking lever, side entry M25	25	70MH-GTCHL-A02C000

MODLINK HEAVY A16 – HOUSINGS | HOUSINGS WITH SINGLE LOCKING LEVER

Technical data

General data	Value
Material (Housings)	Aluminum diecast
Material (Housings)oberfläche	Powder coated
Locking material	Steel (galvanized)
Material (Gasket)	CR
Technical data	
Protection class housing	IP65
Mating cycles	min. 500

	Dimension drawing	Description	M	Art-No.
		A16 Bulkhead mounted h., IP65, Single locking lever		70MH-GACNL-B000000
		A16 Bulkhead mounted h., IP65, Single locking lever, p-cover		70MH-GACNL-B000010

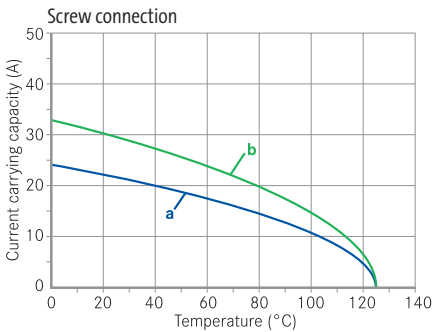
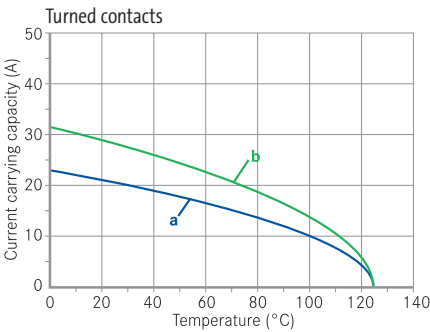
MODLINK HEAVY B6 – INSERTS | E-SERIES

Technical data

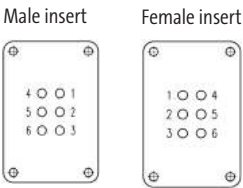
General data	Norm	Value
Size		B6
No. of poles		6 + PE
Connection		Screw locking / Crimp / Push-In
Connection cross section		0.5 ... 2.5 mm²
Material (contact carrier)		PA GF grey / PA GF grey / PA
Material (contact)		CuZn (brass)
Material (contact surface)		Ag (silver)
Flammability class	UL 94	V - 0
Climatic category		40/125/10
Temperature range		-40 °C ... +125°C
Approvals		UL, CSA
Technical data		
Operating voltage		500 V
Operating current		16 A
Pollution degree	EN 60664-1	3
Over voltage category	EN 60664-1	III
Material group	EN 60664-1	IIIb
Rated impulse voltage	EN 60664-1	6 kV
Current carrying capacity	EN 60512-5-2	See derating curve
Contact resistance	EN 60512-2-1	≤ 5 mΩ
Isolation resistance	EN 60512-3-1	≥ 10 ¹⁰ Ω
Mating cycles	EN 60512-9-1	min. 500
Tightening torque clamping screws		0.5 Nm

Derating Curves


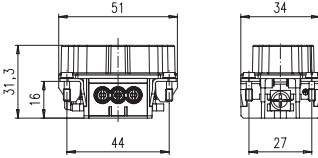

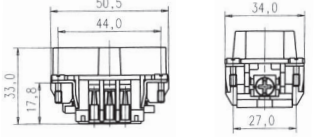

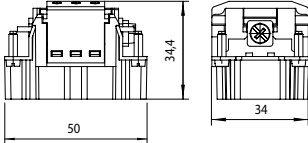

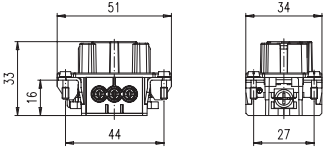

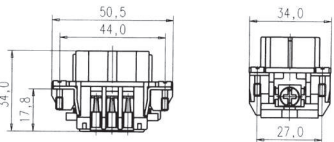

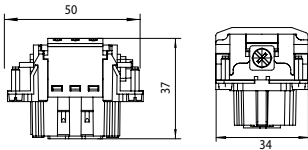
Curve	Cross section
a	1.5 mm²
b	2.5 mm²




Contact configuration



Inserts

Male		Description	Art-No.
		B6 male 6-pole, screw t., 500 V, 16 A	70MH-ES006-DS03020
		B6 male 6-pole, crimp t., 500 V, 16 A	70MH-ES006-DC03020
		B6 male 6-pole, Push-in, 500 V, 16 A	70MH-ES006-DP03020
Female		Description	Art-No.
		B6 female 6-pole, screw t., 500 V, 16 A	70MH-EB006-DS03020
		B6 female 6-pole, crimp t., 500 V, 16 A	70MH-EB006-DC03020
		B6 female 6-pole, Push-in, 500 V, 16 A	70MH-EB006-DP03020

Crimp contacts

Turned crimp contacts 1.6 mm		Delivery form	for wire cross section	AWG	Pcs.	Art-No. Male contact	Art-No. Female contact
		Silver plated	0.5 mm ²	20	100	70MH-ZKA1S-0200200	70MH-ZKB1S-0200200
			0.75 – 1.0 mm ²	18	100	70MH-ZKA1S-0200300	70MH-ZKB1S-0200300
			1.5 mm ²	16	100	70MH-ZKA1S-0200400	70MH-ZKB1S-0200400
			2.5 mm ²	14	100	70MH-ZKA1S-0200500	70MH-ZKB1S-0200500
			4.0 mm ²	12	100	70MH-ZKA1S-0200600	70MH-ZKB1S-0200600
		Golden plated	0.5 mm ²	20	100	70MH-ZKA1G-0200200	70MH-ZKB1G-0200200
			0.75 – 1.0 mm ²	18	100	70MH-ZKA1G-0200300	70MH-ZKB1G-0200300
			1.5 mm ²	16	100	70MH-ZKA1G-0200400	70MH-ZKB1G-0200400
			2.5 mm ²	14	100	70MH-ZKA1G-0200500	70MH-ZKB1G-0200500
			4.0 mm ²	12	100	70MH-ZKA1G-0200600	70MH-ZKB1G-0200600

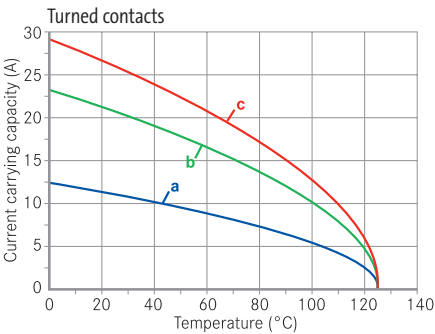
MODLINK HEAVY B6 – INSERTS | EE-SERIES

Technical data

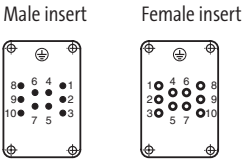
General data	Norm	Value
Size		B6
No. of poles		10 + PE
Connection		Crimp
Material (contact carrier)		PC GF grey
Flammability class	UL 94	V - 0
Climatic category		40/125/21
Temperature range		-40 °C ... +125°C
Approvals		UL, CSA
Technical data		
Operating voltage		500 V
Operating current		16 A
Pollution degree	EN 60664-1	3
Over voltage category	EN 60664-1	III
Material group	EN 60664-1	IIIa
Rated impulse voltage	EN 60664-1	6 kV
Current carrying capacity	EN 60512-5-2	See derating curve
Contact resistance	EN 60512-2-1	≤ 5 mΩ
Isolation resistance	EN 60512-3-1	≥ 10 ¹⁰ Ω
Mating cycles	EN 60512-9-1	min. 500

Derating Curves


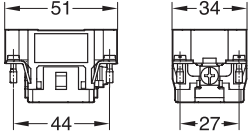

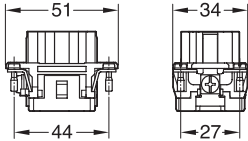
Curve	Cross section
a	0.5 mm ²
b	2.5 mm ²
c	4.0 mm ²




Contact configuration



Inserts

Male 		Description B6 male 10-pole, crimp t., 500 V, 16 A	Art-No. 70MH-ES010-DC03020
Female 		B6 female 10-pole, crimp t., 500 V, 16 A	Art-No. 70MH-EB010-DC03020


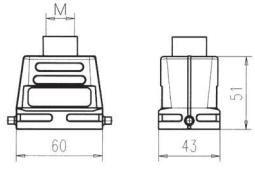

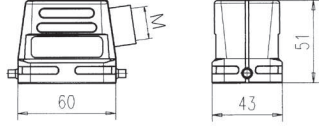

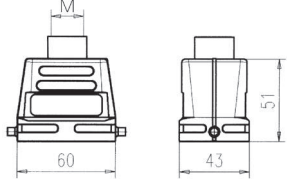

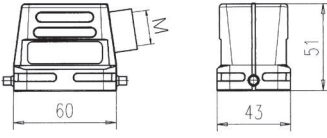
Crimp contacts


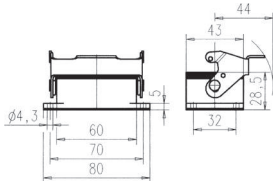

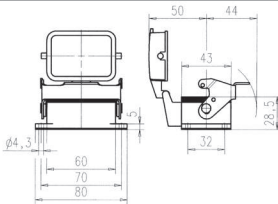

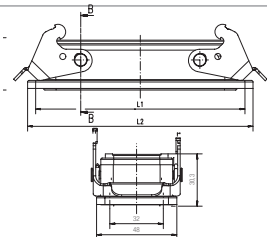
Turned crimp contacts 2.5 mm 	Delivery form	for wire cross section	AWG	Pcs.	Art-No. Male contact	Art-No. Female contact
	Silver plated	0.5 mm ²	20	100	70MH-ZKA1S-0200200	70MH-ZKB1S-0200200
		0.75 – 1.0 mm ²	18	100	70MH-ZKA1S-0200300	70MH-ZKB1S-0200300
		1.5 mm ²	16	100	70MH-ZKA1S-0200400	70MH-ZKB1S-0200400
		2.5 mm ²	14	100	70MH-ZKA1S-0200500	70MH-ZKB1S-0200500
		4.0 mm ²	12	100	70MH-ZKA1S-0200600	70MH-ZKB1S-0200600
	Golden plated	0.5 mm ²	20	100	70MH-ZKA1G-0200200	70MH-ZKB1G-0200200
		0.75 – 1.0 mm ²	18	100	70MH-ZKA1G-0200300	70MH-ZKB1G-0200300
		1.5 mm ²	16	100	70MH-ZKA1G-0200400	70MH-ZKB1G-0200400
		2.5 mm ²	14	100	70MH-ZKA1G-0200500	70MH-ZKB1G-0200500
		4.0 mm ²	12	100	70MH-ZKA1G-0200600	70MH-ZKB1G-0200600

MODLINK HEAVY B6 – HOUSINGS | HOODS FOR SINGLE LOCKING LEVER

Technical data

General data	Value
Housing material	Aluminium diecast
Material (Housing surface)	Powder coated
Technical data	
Protection class housing	IP65/IP67
Mating cycles	min. 500


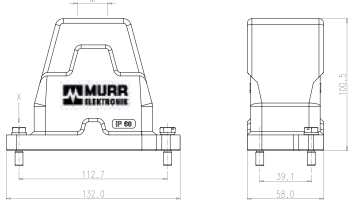
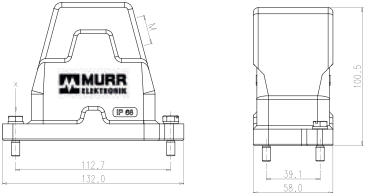
	Dimension drawing	Description	M	Art-No.
		B6 Hood, low profile, IP65, Single locking lever, top entry M16	16 20	70MH-GTDNL-A01A000 70MH-GTDNL-A01B000
		B6 Hood, high profile, IP65, Single locking lever, top entry M25	25 32	70MH-GTDHL-A01C000 70MH-GTDHL-A01D000
		B6 Hood, low profile, IP65, Single locking lever, side entry M20	20 25	70MH-GTDNL-A02B000 70MH-GTDNL-A02C000
		B6 Hood, high profile, IP65, Single locking lever, side entry M25	25 32	70MH-GTDHL-A02C000 70MH-GTDHL-A02D000
		B6 Hood, low profile, IP67, Single locking lever, top entry M25	25	70MH-GTDNL-A01C100
		B6 Hood, low profile, IP67, Single locking lever, side entry M25	25	70MH-GTDNL-A02C100

	Dimension drawing	Description	M	Art-No.
		B6 Bulkhead mounted h., IP65, Single locking lever		70MH-GADNL-B000000
		B6 Bulkhead mounted h., IP65, Single locking lever, p-cover		70MH-GADNL-B000010
		B6 Bulkhead mounted h., IP67, Single locking lever		70MH-GADNL-B000100

MODLINK HEAVY B6 – HOODS WITH SCREW LOCKING

Technical data


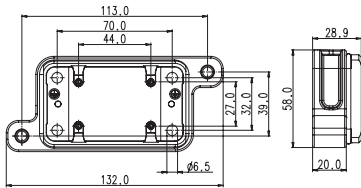

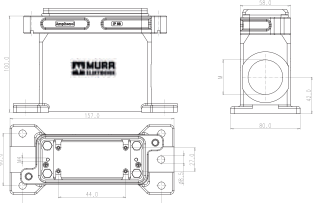
General data	Value
Housing material	Aluminium diecast
Material (Housing surface)	Powder coated
Locking material	Stainless steel
Material (Gasket)	Silicone
Technical data	
Protection class housing	IP68
Mating cycles	min. 500

	Dimension drawing	Description	M	Art-No.
		B6 Hood, IP68, Screw locking, top entry M32	32	70MH-GTDNS-A01D200
		B6 Hood, IP68, Screw locking, side entry M32	32	70MH-GTDNS-A02D200

MODLINK HEAVY B6 – HOUSINGS | HOUSINGS FOR SCREW LOCKING

Technical data

General data	Value
Housing material	Aluminium diecast
Material (Housing surface)	Powder coated
Material (Gasket)	Silicone
Technical data	
Protection class housing	IP68
Mating cycles	min. 500

	Dimension drawing	Description	M	Art-No.
		B6 Bulkhead mounted h., IP68, Screw locking		70MH-GADNS-B000200
		B6 Surface mounted h., IP68, Screw locking m., side entry M32	32	70MH-GSDNS-B01D200

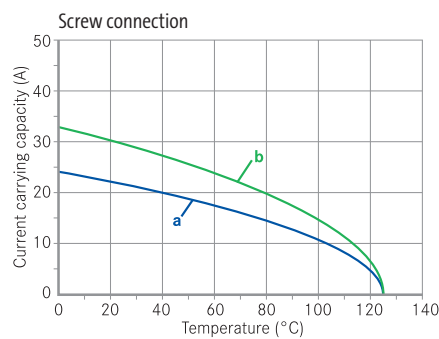
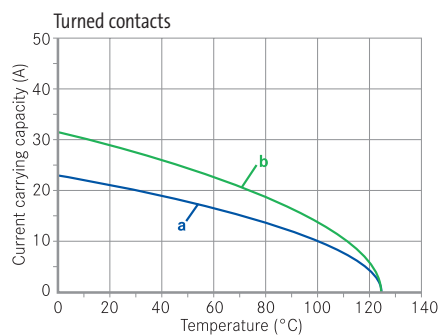
MODLINK HEAVY B10 – INSERTS | E-SERIES

Technical data

General data	Norm	Value
Size		B10
No. of poles		10 + PE
Connection		Screw locking / Crimp / Push-In
Connection cross section		0.5 ... 2.5 mm ²
Material (contact carrier)		PA GF grey / PA GF grey / PA
Material (contact)		CuZn (Brass)
Material (contact surface)		Ag (silver)
Flammability class	UL 94	V-0
Climatic category		40/125/10
Temperature range		-40 °C ... +125°C
Approvals		UL, CSA
Technical data		
Operating voltage		500 V
Operating current		16 A
Pollution degree	EN 60664-1	3
Over voltage category	EN 60664-1	III
Material group	EN 60664-1	IIIb
Rated impulse voltage	EN 60664-1	6 kV
Current carrying capacity	EN 60512-5-2	See derating curve
Contact resistance	EN 60512-2-1	≤ 5 mΩ
Isolation resistance	EN 60512-3-1	≥ 10 ¹⁰ Ω
Mating cycles	EN 60512-9-1	min. 500
Tightening torque clamping screws		0.5 Nm


Derating Curves

Curve	Cross section
a	1.5 mm ²
b	2.5 mm ²




Contact configuration


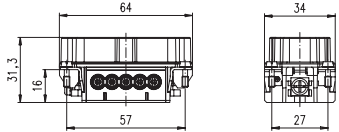

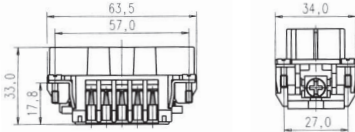

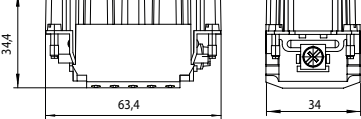

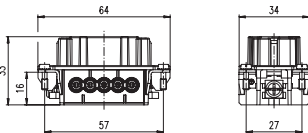

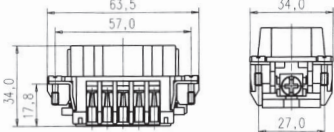

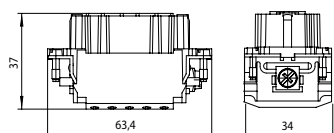
Male insert




Female insert



Inserts

Male		Description	Art-No.
		B10 male 10-pole, screw t., 500 V, 16 A	70MH-ES010-ES03020
		B10 male 10-pole, crimp t., 500 V, 16 A	70MH-ES010-EC03020
		B10 male 10-pole, Push-in, 500 V, 16 A	70MH-ES010-EP03020
Female			
		B10 female 10-pole, screw t., 500 V, 16 A	70MH-EB010-ES03020
		B10 female 10-pole, crimp t., 500 V, 16 A	70MH-EB010-EC03020
		B10 female 10-pole, Push-in, 500 V, 16 A	70MH-EB010-EP03020

Crimp contacts

Turned crimp contacts 1.6		Delivery form	for wire cross section	AWG	Pcs.	Art-No. Male contact	Art-No. Female contact
	Silver plated		0.5 mm ²	20	100	70MH-ZKA1S-0200200	70MH-ZKB1S-0200200
			0.75 – 1.0 mm ²	18	100	70MH-ZKA1S-0200300	70MH-ZKB1S-0200300
			1.5 mm ²	16	100	70MH-ZKA1S-0200400	70MH-ZKB1S-0200400
			2.5 mm ²	14	100	70MH-ZKA1S-0200500	70MH-ZKB1S-0200500
			4.0 mm ²	12	100	70MH-ZKA1S-0200600	70MH-ZKB1S-0200600
	Golden plated		0.5 mm ²	20	100	70MH-ZKA1G-0200200	70MH-ZKB1G-0200200
			0.75 – 1.0 mm ²	18	100	70MH-ZKA1G-0200300	70MH-ZKB1G-0200300
			1.5 mm ²	16	100	70MH-ZKA1G-0200400	70MH-ZKB1G-0200400
			2.5 mm ²	14	100	70MH-ZKA1G-0200500	70MH-ZKB1G-0200500
			4.0 mm ²	12	100	70MH-ZKA1G-0200600	70MH-ZKB1G-0200600

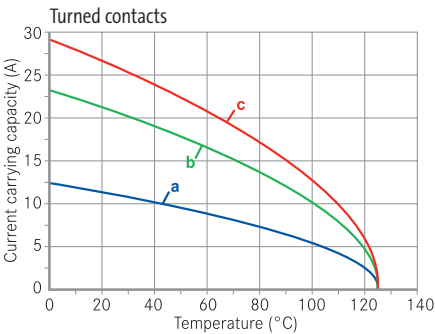
MODLINK HEAVY B10 – INSERTS | EE-SERIES

Technical data

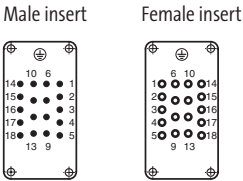
General data	Norm	Value
Size		B10
No. of poles		18 + PE
Connection		Crimp
Material (contact carrier)		PA GF grey
Flammability class	UL 94	V - 0
Climatic category		40/125/10
Temperature range		-40 °C ... +125°C
Approvals		UL, CSA
Technical data		
Operating voltage		500 V
Operating current		16 A
Pollution degree	EN 60664-1	3
Over voltage category	EN 60664-1	III
Material group	EN 60664-1	IIIa
Rated impulse voltage	EN 60664-1	6 kV
Current carrying capacity	EN 60512-5-2	See derating curve
Contact resistance	EN 60512-2-1	≤ 5 mΩ
Isolation resistance	EN 60512-3-1	≥ 10 ¹⁰ Ω
Mating cycles	EN 60512-9-1	min. 500
Tightening torque clamping screws		0.5 Nm

Derating Curves


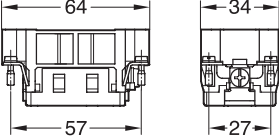

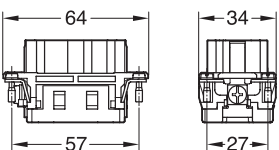
Curve	Cross section
a	0.5 mm ²
b	2.5 mm ²
c	4.0 mm ²




Contact configuration



Inserts

Male		Description	Art-No.
		B10 male 18-pole, crimp t., 500 V, 16 A	70MH-ES018-EC03020
Female			
		B10 female 18-pole, crimp t., 500 V, 16 A	70MH-EB018-EC03020

Crimp contacts

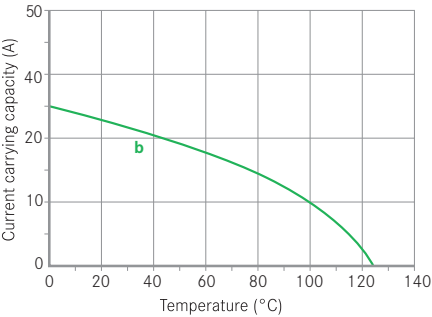
Turned crimp contacts 2.5 mm		Delivery form	for wire cross section	AWG	Pcs.	Art-No. Male contact	Art-No. Female contact
		Silver plated	0.5 mm ²	20	100	70MH-ZKA1S-0200200	70MH-ZKB1S-0200200
			0.75 – 1.0 mm ²	18	100	70MH-ZKA1S-0200300	70MH-ZKB1S-0200300
			1.5 mm ²	16	100	70MH-ZKA1S-0200400	70MH-ZKB1S-0200400
			2.5 mm ²	14	100	70MH-ZKA1S-0200500	70MH-ZKB1S-0200500
			4.0 mm ²	12	100	70MH-ZKA1S-0200600	70MH-ZKB1S-0200600
		Golden plated	0.5 mm ²	20	100	70MH-ZKA1G-0200200	70MH-ZKB1G-0200200
			0.75 – 1.0 mm ²	18	100	70MH-ZKA1G-0200300	70MH-ZKB1G-0200300
			1.5 mm ²	16	100	70MH-ZKA1G-0200400	70MH-ZKB1G-0200400
			2.5 mm ²	14	100	70MH-ZKA1G-0200500	70MH-ZKB1G-0200500
			4.0 mm ²	12	100	70MH-ZKA1G-0200600	70MH-ZKB1G-0200600

MODLINK HEAVY B10 – INSERTS | HV-SERIES

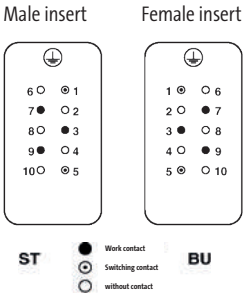
Technical data

General data	Norm	Value
Size		B10
No. of poles		3+2 + PE
Connection		Push-In
Connection cross section		0.14 ... 2.5 mm²
Material (contact carrier)		PA
Material (contact)		Copper alloy
Material (contact surface)		Ag
Flammability class	UL 94	V - 0
Temperature range		-40 °C ... +125°C
Approvals		UL, CSA
Technical data		
Operating voltage		800 / 500 V
Operating current		16 A
Pollution degree	EN 60664-1	3
Over voltage category	EN 60664-1	III
Material group	EN 60664-1	IIIa
Rated impulse voltage	EN 60664-1	8 / 6 kV
Current carrying capacity	EN 60512-5-2	See derating curve
Mating cycles	EN 60512-9-1	min. 500


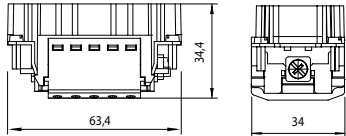

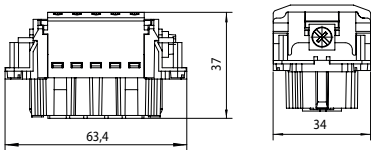
Derating Curves



Contact configuration




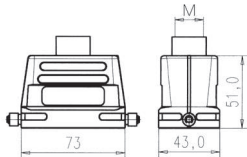

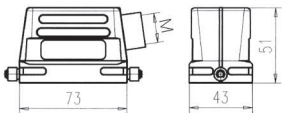
Inserts

Male		Description	Art-No.
		<p>B10 male 3+2-pole, Push-in, 800/500 V, 16 A</p>	<p>70MH-ES3U2-EP05020</p>
Female			
		<p>B10 female 3+2-pole, Push-in, 800/500 V, 16 A</p>	<p>70MH-EB3U2-EP05020</p>

MODLINK HEAVY B10 – HOUSINGS | HOODS FOR SINGLE LOCKING LEVER

Technical data


General data	Value
Housing material	Aluminium diecast
Material (Housing surface)	Powder coated
Technical data	
Protection class housing	IP65
Mating cycles	min. 500

	Dimension drawing	Description	M	Art-No.
		B10 Hood, low profile, IP65, Single locking lever, top entry M25	20 25	70MH-GTENL-A01B000 70MH-GTENL-A01C000
		B10 Hood, high profile, IP65, Single locking lever, top entry M25	25 32	70MH-GTEHL-A01C000 70MH-GTEHL-A01D000
		B10 Hood, low profile, IP65, Single locking lever, side entry M20	20 25	70MH-GTENL-A02B000 70MH-GTENL-A02C000
		B10 Hood, high profile, IP65, Single locking lever, side entry M25	25 32	70MH-GTEHL-A02C000 70MH-GTEHL-A02D000

MODLINK HEAVY B10 – HOUSINGS | HOUSINGS WITH SINGLE LOCKING LEVER

Technical data


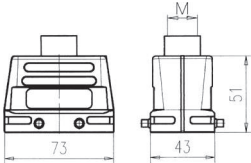

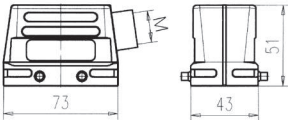

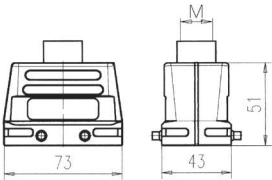

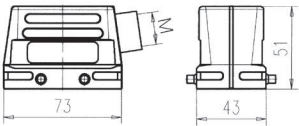
General data	Value
Housing material	Aluminium diecast
Material (Housing surface)	Powder coated
Locking material	Steel (galvanized)
Material (Gasket)	NBR
Technical data	
Protection class housing	IP65
Mating cycles	min. 500

	Dimension drawing	Description	M	Art-No.
		B10 Bulkhead mounted h., IP65, Single locking lever		70MH-GAENL-B000000
		B10 Bulkhead mounted h., IP65, Single locking lever, p-cover		70MH-GAENL-B000010
		B10 Surface mounted h., low profile, IP65, Single locking lever, side entry M20, p-cover (h: 57)	20	70MH-GSENL-B01B010
		B10 Surface mounted h., high profile, IP65, Single locking lever, side entry M25, p-cover (h: 74)	25	70MH-GSEHL-B01C010
		B10 Surface mounted h., high profile, IP65, Single locking lever, 2 entries M25, p-cover (h: 74)	25	70MH-GSEHL-B02C010

MODLINK HEAVY B10 – HOUSINGS | HOODS FOR DOUBLE LOCKING LEVER

Technical data


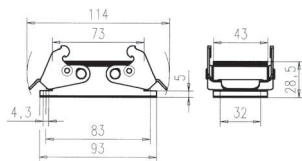

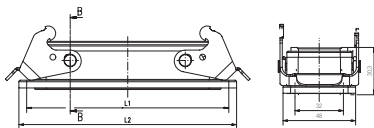

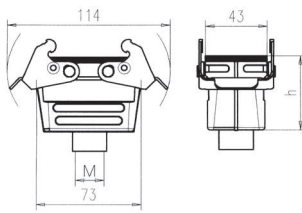
General data	Value
Housing material	Aluminium diecast
Material (Housing surface)	Powder coated
Technical data	
Protection class housing	IP65/IP67
Mating cycles	min. 500

	Dimension drawing	Description	M	Art-No.
		B10 Hood, low profile, IP65, Double locking lever, top entry M20	20 25	70MH-GTENQ-A01B000 70MH-GTENQ-A01C000
		B10 Hood, high profile, IP65, Double locking lever, top entry M25	25 32	70MH-GTEHQ-A01C000 70MH-GTEHQ-A01D000
		B10 Hood, low profile, IP65, Double locking lever, side entry M20	20 25	70MH-GTENQ-A02B000 70MH-GTENQ-A02C000
		B10 Hood, high profile, IP65, Double locking lever, side entry M25	25 32	70MH-GTEHQ-A02C000 70MH-GTEHQ-A02D000
		B10 Hood, low profile, IP67, Double locking lever, top entry M25		70MH-GTENQ-A01C100
		B10 Hood, low profile, IP67, Double locking lever, side entry M25		70MH-GTENQ-A02C100


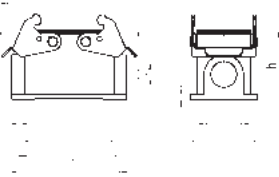

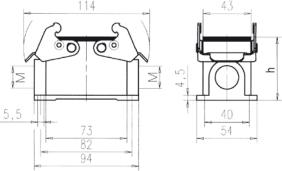
MODLINK HEAVY B10 – HOUSINGS | HOUSINGS WITH DOUBLE LOCKING LEVER

Technical data

General data	Value
Housing material	Aluminium diecast
Material (Housing surface)	Powder coated
Locking material	Steel (galvanized)
Material (Gasket)	NBR / CR
Technical data	
Protection class housing	IP65/IP67
Mating cycles	min. 500

	Dimension drawing	Description	M	Art-No.
		B10 Bulkhead mounted h., IP65, Double locking lever		70MH-GAENQ-B000000
		B10 Bulkhead mounted h., IP67, Double locking lever		70MH-GAENQ-B000100
		B10 Coupling h., low profile, IP65, Double locking lever, top entry M25 (h: 53,5)	25	70MH-GKENQ-B01C000
		B10 Coupling h., high profile, IP65, Double locking lever, top entry M25 (h: 72,5)	25	70MH-GKEHQ-B01C000


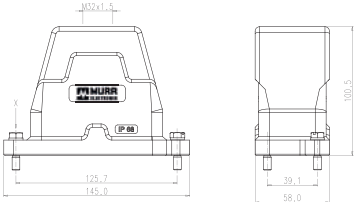

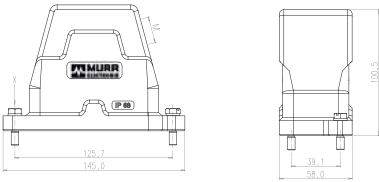
MODLINK HEAVY B10 – HOUSINGS | HOUSINGS WITH DOUBLE LOCKING LEVER

	Dimension drawing	Description	M	Art-No.
		B10 Surface mounted h., low profile, IP65, Double locking lever, side entry M25 (h: 57)	25	70MH-GSEHQ-B01C000
		B10 Surface mounted h., high profile, IP65, Double locking lever, side entry M25 (h: 74)	25	70MH-GSEHQ-B01C000
		B10 Surface mounted h., high profile, IP65, Double locking lever, 2 entries M25 (h: 74)	25	70MH-GSEHQ-B02C000

MODLINK HEAVY B10 – HOUSINGS | HOUSINGSUNTERTEILE MIT SCREWVERRIEGELUNG

Technical data


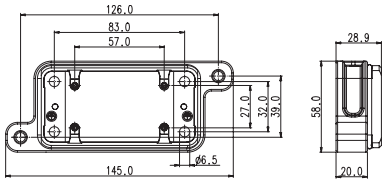

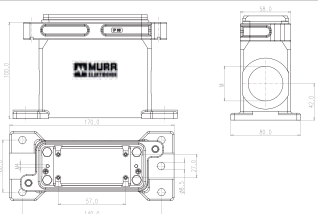
General data	Value
Housing material	Aluminium diecast
Material (Housing surface)	Powder coated
Locking material	Stainless steel
Material (Gasket)	Silicone
Technical data	
Protection class housing	IP68
Mating cycles	min. 500

	Dimension drawing	Description	M	Art-No.
		B10 Hood, IP68, Screw locking, top entry M32	32	70MH-GTENS-A01D200
		B10 Hood, IP68, Screw locking, side entry M32	32	70MH-GTENS-A02D200

MODLINK HEAVY B10 – HOUSINGS | HOUSINGS FOR SCREW LOCKING

Technical data

General data	Value
Housing material	Aluminium diecast
Material (Housing surface)	Powder coated
Material (Gasket)	Silicone
Technical data	
Protection class housing	IP68
Mating cycles	min. 500

	Dimension drawing	Description	M	Art-No.
		B10 Bulkhead mounted h., IP68, Screw locking		70MH-GAENS-B000200
		B10 Surface mounted h., IP68, Screw locking, side entry M32	32	70MH-GSENS-B01D200

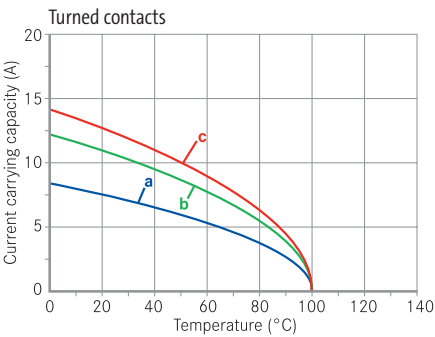
MODLINK HEAVY B16 – INSERTS | D-SERIES

Technical data

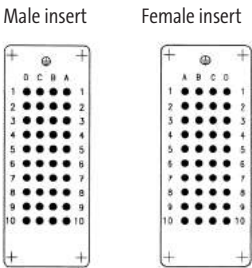
General data	Norm	Value
Size		B16
No. of poles		40 + PE
Connection		Crimp
Material (contact carrier)		PC GF grey
Flammability class	UL 94	V-0
Climatic category		40/125/10
Temperature range		-40 °C...+125°C
Approvals		UL, CSA
Technical data		
Operating voltage		250 V
Operating current		10 A
Pollution degree	EN 60664-1	3
Over voltage category	EN 60664-1	III
Material group	EN 60664-1	IIIa
Rated impulse voltage	EN 60664-1	4 kV
Current carrying capacity	EN 60512-5-2	See derating curve
Contact resistance	EN 60512-2-1	≤ 5 mΩ
Isolation resistance	EN 60512-3-1	≥ 10 ¹⁰ Ω
Mating cycles	EN 60512-9-1	min. 500

Derating Curves


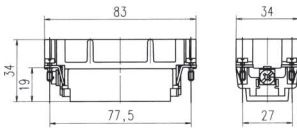

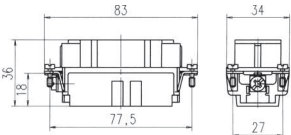
Curve	Cross section
a	0.5 mm ²
b	1.5 mm ²
c	2.5 mm ²




Contact configuration



Inserts

Male		Description	Art-No.
		B16 male 40-pole, crimp t., 250 V, 10 A	70MH-ES040-FC01010
Female		Description	Art-No.
		B16 female 40-pole, crimp t., 250 V, 10 A	70MH-EB040-FC01010

Crimp contacts

Turned crimp contacts 1.6 mm	Delivery form	for wire cross section	AWG	Pcs.	Art-No. Male contact	Art-No. Female contact
	Silver plated	0.14–0.37 mm ²	26 – 22	100	70MH-ZKA1S-0100100	70MH-ZKB1S-0100100
		0.5 mm ²	20	100	70MH-ZKA1S-0100200	70MH-ZKB1S-0100200
		0.75–1.0 mm ²	20 – 16	100	70MH-ZKA1S-0100300	70MH-ZKB1S-0100300
		1.5 mm ²	16 – 15	100	70MH-ZKA1S-0100400	70MH-ZKB1S-0100400
		2.5 mm ²	14	100	70MH-ZKA1S-0100500	70MH-ZKB1S-0100500
	Golden plated	0.14–0.37 mm ²	26 – 22	100	70MH-ZKA1G-0100100	70MH-ZKB1G-0100100
		0.5 mm ²	20	100	70MH-ZKA1G-0100200	70MH-ZKB1G-0100200
		0.75–1.0 mm ²	20 – 16	100	70MH-ZKA1G-0100300	70MH-ZKB1G-0100300
		1.5 mm ²	16 – 15	100	70MH-ZKA1G-0100400	70MH-ZKB1G-0100400
		2.5 mm ²	14	100	70MH-ZKA1G-0100500	70MH-ZKB1G-0100500

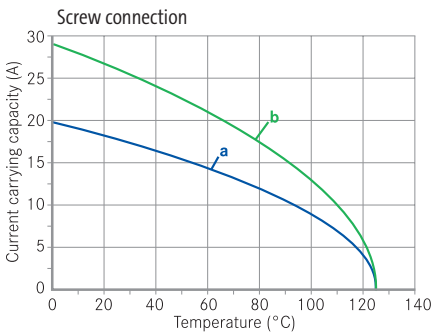
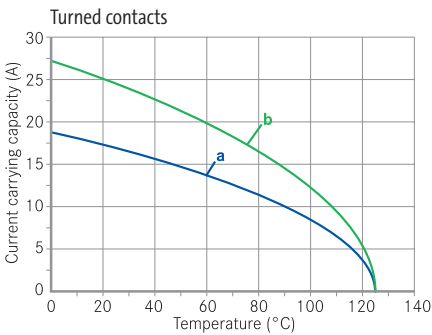
MODLINK HEAVY B16 – INSERTS | E-SERIES

Technical data

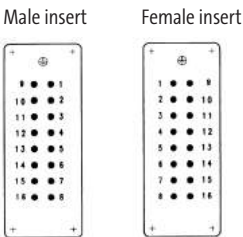
General data	Norm	Value
Size		B16
No. of poles		16 + PE
Connection		Screw locking / Crimp / Push-In
Connection cross section		0.5 ... 2.5 mm²
Material (contact carrier)		PA GF grey
Material (contact)		CuZn (brass)
Material (contact surface)		Ag (silver)
Flammability class	UL 94	V - 0
Climatic category		40/125/10
Temperature range		-40 °C ... +125°C
Approvals		UL, CSA
Technical data		
Operating voltage		500 V
Operating current		16 A
Pollution degree	EN 60664-1	3
Over voltage category	EN 60664-1	III
Material group	EN 60664-1	IIIb
Rated impulse voltage	EN 60664-1	6 kV
Current carrying capacity	EN 60512-5-2	See derating curve
Contact resistance	EN 60512-2-1	≤ 5 mΩ
Isolation resistance	EN 60512-3-1	≥ 10 ¹⁰ Ω
Mating cycles	EN 60512-9-1	min. 500
Tightening torque clamping screws		0.5 Nm

Derating Curves


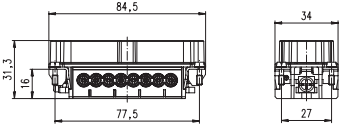

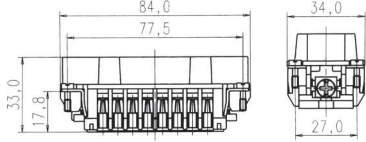

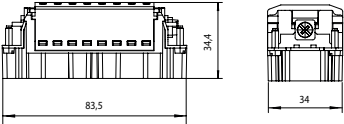

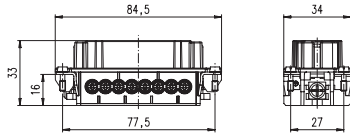

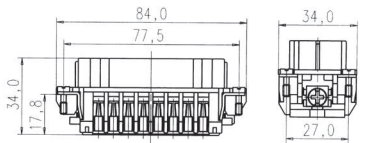

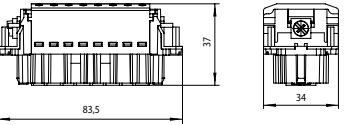
Curve	Cross section
a	1.5 mm²
b	2.5 mm²




Contact configuration



Inserts

Male		Description	Art-No.
		B16 male 16-pole, screw t., 500 V, 16 A	70MH-ES016-FS03020
		B16 male 16-pole, crimp t., 500 V, 16 A	70MH-ES016-FC03020
		B16 male 16-pole, Push-in, 500 V, 16 A	70MH-ES016-FP03020
Female			
		B16 female 16-pole, screw t., 500 V, 16 A	70MH-EB016-FS03020
		B16 female 16-pole, crimp t., 500 V, 16 A	70MH-EB016-FC03020
		B16 female 16-pole, Push-in, 500 V, 16 A	70MH-EB016-FP03020

Crimp contacts

Turned crimp contacts 1.6 mm		Delivery form	for wire cross section	AWG	Pcs.	Art-No. Male contact	Art-No. Female contact
		Silver plated	0.5 mm ²	20	100	70MH-ZKA1S-0200200	70MH-ZKB1S-0200200
			0.75 – 1.0 mm ²	18	100	70MH-ZKA1S-0200300	70MH-ZKB1S-0200300
			1.5 mm ²	16	100	70MH-ZKA1S-0200400	70MH-ZKB1S-0200400
			2.5 mm ²	14	100	70MH-ZKA1S-0200500	70MH-ZKB1S-0200500
			4.0 mm ²	12	100	70MH-ZKA1S-0200600	70MH-ZKB1S-0200600
		Golden plated	0.5 mm ²	20	100	70MH-ZKA1G-0200200	70MH-ZKB1G-0200200
			0.75 – 1.0 mm ²	18	100	70MH-ZKA1G-0200300	70MH-ZKB1G-0200300
			1.5 mm ²	16	100	70MH-ZKA1G-0200400	70MH-ZKB1G-0200400
			2.5 mm ²	14	100	70MH-ZKA1G-0200500	70MH-ZKB1G-0200500
			4.0 mm ²	12	100	70MH-ZKA1G-0200600	70MH-ZKB1G-0200600

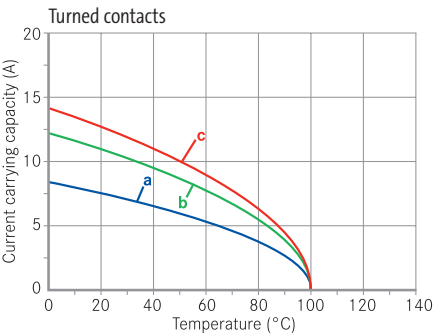
MODLINK HEAVY B16 – INSERTS | EE-SERIES

Technical data

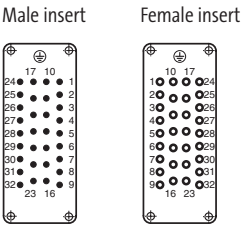
General data	Norm	Value
Size		B16
No. of poles		32 + PE
Connection		Crimp
Material (contact carrier)		PC GF grey
Flammability class	UL 94	V - 0
Climatic category		40/125/10
Temperature range		-40 °C ... +125°C
Approvals		UL, CSA
Technical data		
Operating voltage		500 V
Operating current		16 A
Pollution degree	EN 60664-1	3
Over voltage category	EN 60664-1	III
Material group	EN 60664-1	IIIa
Rated impulse voltage	EN 60664-1	6 kV
Current carrying capacity	EN 60512-5-2	See derating curve
Contact resistance	EN 60512-2-1	≤ 5 mΩ
Isolation resistance	EN 60512-3-1	≥ 10 ¹⁰ Ω
Mating cycles	EN 60512-9-1	min. 500

Derating Curves


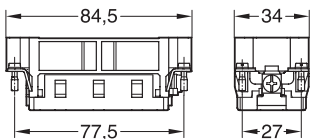

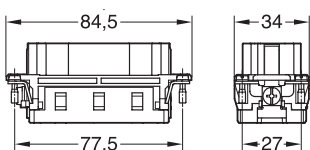
Curve	Cross section
a	0.5 mm ²
b	1.5 mm ²
c	2.5 mm ²




Contact configuration



Inserts

Male		Description	Art-No.
		B16 male 32-pole, crimp t., 500 V, 16 A	70MH-ES032-FC03020
Female			
		B16 female 32-pole, crimp t., 500 V, 16 A	70MH-EB032-FC03020

Crimp contacts

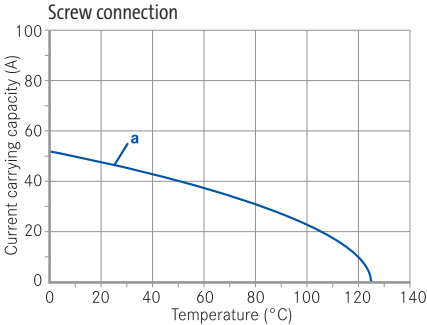
Turned crimp contacts 2.5 mm	Delivery form	for wire cross section	AWG	Pcs.	Art-No.	Art-No.
					Male contact	Female contact
	Silver plated	0.5 mm ²	20	100	70MH-ZKA1S-0200200	70MH-ZKB1S-0200200
		0.75 – 1.0 mm ²	18	100	70MH-ZKA1S-0200300	70MH-ZKB1S-0200300
		1.5 mm ²	16	100	70MH-ZKA1S-0200400	70MH-ZKB1S-0200400
		2.5 mm ²	14	100	70MH-ZKA1S-0200500	70MH-ZKB1S-0200500
		4.0 mm ²	12	100	70MH-ZKA1S-0200600	70MH-ZKB1S-0200600
	Golden plated	0.5 mm ²	20	100	70MH-ZKA1G-0200200	70MH-ZKB1G-0200200
		0.75 – 1.0 mm ²	18	100	70MH-ZKA1G-0200300	70MH-ZKB1G-0200300
		1.5 mm ²	16	100	70MH-ZKA1G-0200400	70MH-ZKB1G-0200400
		2.5 mm ²	14	100	70MH-ZKA1G-0200500	70MH-ZKB1G-0200500
		4.0 mm ²	12	100	70MH-ZKA1G-0200600	70MH-ZKB1G-0200600

MODLINK HEAVY B16 – INSERTS | HSE-SERIES

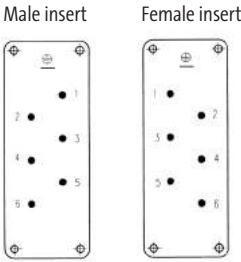
Technical data

General data	Norm	Value
Size		B16
No. of poles		6 + PE
Connection		Screw locking
Connection cross section		0.5 ... 6 mm ²
Material (contact carrier)		PA 66 GF black
Material (contact)		CuZn
Material (contact surface)		Ag
Flammability class	UL 94	V - 0
Climatic category		40/125/21
Temperature range		-40 °C ... +125°C
Technical data		
Operating voltage		400 V
Operating current		42 A
Pollution degree	EN 60664-1	3
Over voltage category	EN 60664-1	III
Material group	EN 60664-1	II
Rated impulse voltage	EN 60664-1	6 kV
Current carrying capacity	EN 60512-5-2	See derating curve
Contact resistance	EN 60512-2-1	≤ 1 mΩ
Isolation resistance	EN 60512-3-1	≥ 10 ¹⁰ Ω
Mating cycles	EN 60512-9-1	min. 500
Tightening torque clamping screws		0.8 Nm


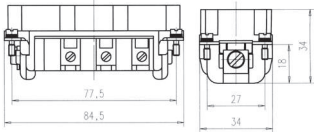

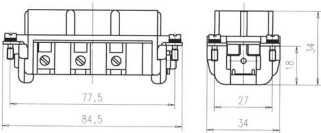
Derating Curves



Contact configuration



Inserts

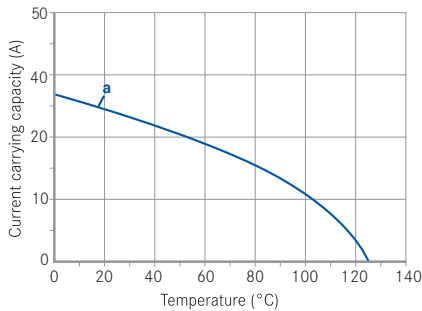
Male		Description	Art-No.
		B16 male 6-pole, screw t., 400 V, 42 A	70MH-ES006-FS02030
Female			
		B16 female 6-pole, screw t., 400 V, 42 A	70MH-EB006-FS02030

MODLINK HEAVY B16 – INSERTS | HV-SERIES

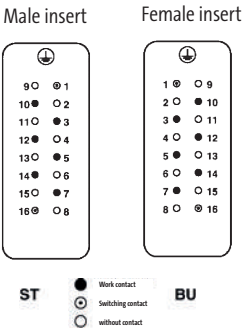
Technical data

General data	Norm	Value
Size		B16
No. of poles		6+2 + PE
Connection		Push-In
Connection cross section		0.14 ... 2.5 mm²
Material (contact carrier)		PA
Material (contact)		Copper alloy
Material (contact surface)		Ag
Flammability class	UL 94	V - 0
Temperature range		-40 °C ... +125°C
Approvals		UL, CSA
Technical data		
Operating voltage		800 / 500 V
Operating current		16 A
Pollution degree	EN 60664-1	3
Over voltage category	EN 60664-1	III
Material group	EN 60664-1	IIIa
Rated impulse voltage	EN 60664-1	8 / 6 kV
Current carrying capacity	EN 60512-5-2	See derating curve
Mating cycles	EN 60512-9-1	min. 500


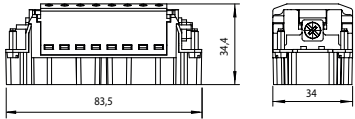

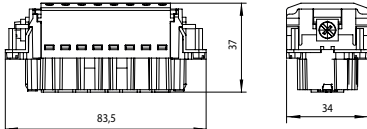
Derating Curves



Contact configuration



Inserts

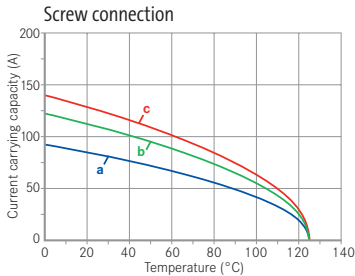
Male		Description	Art-No.
		B16 male 6+2-pole, Push-in, 800/500 V, 16 A	70MH-ES6U2-FP05020
Female			
		B16 female 6+2-pole, Push-in, 800/500 V, 16 A	70MH-EB6U2-FP05020

MODLINK HEAVY B16 – INSERTS | K-SERIES

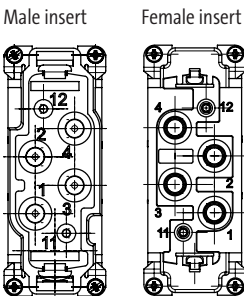
Technical data

General data	Norm	Value
Size		B16
No. of poles		4+2 + PE
Connection		Screw locking
Connection cross section		1.5 ... 16 mm ² / 0.9 ... 2.5 mm ²
Material (contact carrier)		PC GF grey
Material (contact)		CuZn
Material (contact surface)		Ag
Flammability class	UL 94	V - 0
Climatic category		40/125/10
Temperature range		-40 °C ... +125°C
Approvals		UL, CSA
Technical data		
Operating voltage		830 / 400 V
Operating current		80 / 16 A
Pollution degree	EN 60664-1	3
Over voltage category	EN 60664-1	III
Material group	EN 60664-1	IIIa
Rated impulse voltage	EN 60664-1	8 kV
Current carrying capacity	EN 60512-5-2	See derating curve
Contact resistance	EN 60512-2-1	≤ 5 mΩ
Isolation resistance	EN 60512-3-1	≥ 10 ¹⁰ Ω
Mating cycles	EN 60512-9-1	min. 500
Tightening torque clamping screws		2.5 / 0.5 Nm


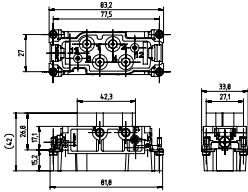

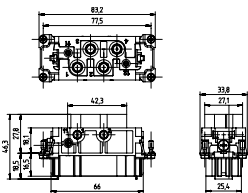
Derating Curves



Contact configuration




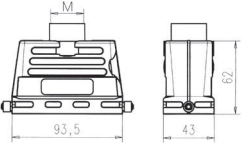
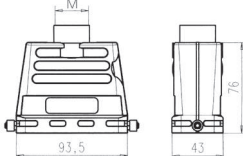

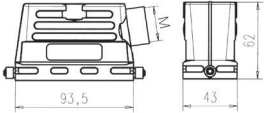
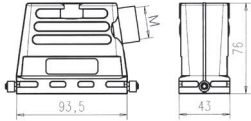
Inserts

Male		Description	Art-No.
		<p>B16 male 4+2-pole, screw t., 830/400 V, 80/16 A</p>	<p>70MH-ES4U2-FS04000</p>
Female			
		<p>B16 female 4+2-pole, screw t., 830/400 V, 80/16 A</p>	<p>70MH-EB4U2-FS04000</p>

MODLINK HEAVY B16 – HOUSINGS | HOODS FOR SINGLE LOCKING LEVER

Technical data

General data	Value
Housing material	Aluminium diecast
Material (Housing surface)	Powder coated
Technical data	
Protection class housing	IP65
Mating cycles	min. 500

	Dimension drawing	Description	M	Art-No.
		B16 Hood, low profile, IP65, Single locking lever, top entry M25	25 32	70MH-GTFNL-A01C000 70MH-GTFNL-A01D000
		B16 Hood, high profile, IP65, Single locking lever, top entry M32	32 40	70MH-GTFHL-A01D000 70MH-GTFHL-A01E000
		B16 Hood, low profile, IP65, Single locking lever, side entry M25	25 32	70MH-GTFNL-A02C000 70MH-GTFNL-A02D000
		B16 Hood, high profile, IP65, Single locking lever, side entry M32	32 40	70MH-GTFHL-A02D000 70MH-GTFHL-A02E000
				
				

MODLINK HEAVY B16 – HOUSINGS | HOUSINGS WITH SINGLE LOCKING LEVER

Technical data


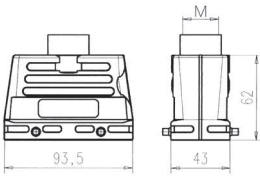
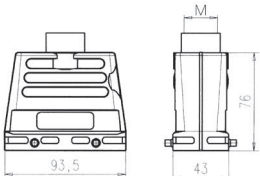

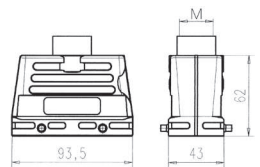

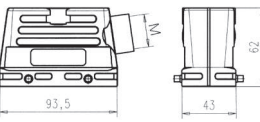
General data	Value
Housing material	Aluminium diecast
Material (Housing surface)	Powder coated
Locking material	Steel (galvanized)
Material (Gasket)	NBR
Technical data	
Protection class housing	IP65
Mating cycles	min. 500

	Dimension drawing	Description	M	Art-No.
		B16 Bulkhead mounted h., IP65, Single locking lever		70MH-GAFNL-B000000
		B16 Bulkhead mounted h., IP65, Single locking lever, p-cover		70MH-GAFNL-B000010
		B16 Surface mounted h., low profile, IP65, Single locking lever, side entry M25, p-cover (h: 64)	25	70MH-GSFNL-B01C010
		B16 Surface mounted h., high profile, IP65, Single locking lever, side entry M32, p-cover (h: 77)	32	70MH-GSFHL-B01D010
		B16 Surface mounted h., high profile, IP65, Single locking lever, 2 entries M32, p-cover (h: 77)	32	70MH-GSFHL-B02D010

MODLINK HEAVY B16 – HOUSINGS | HOODS FOR DOUBLE LOCKING LEVER

Technical data


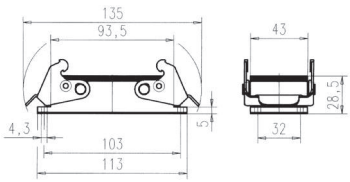

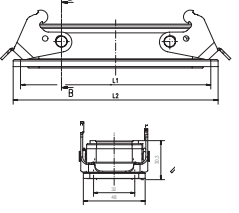

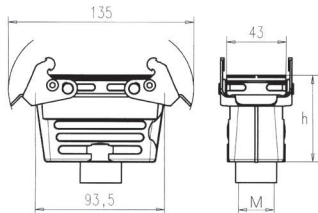
General data	Value
Housing material	Aluminium diecast
Material (Housing surface)	Powder coated
Technical data	
Protection class housing	IP65/IP67
Mating cycles	min. 500

	Dimension drawing	Description	M	Art-No.
		B16 Hood, low profile, IP65, Double locking lever, top entry M25	25 32	70MH-GTFNQ-A01C000 70MH-GTFNQ-A01D000
		B16 Hood, high profile, IP65, Double locking lever, top entry M32	32 40	70MH-GTFHQ-A01D000 70MH-GTFHQ-A01E000
		B16 Hood, low profile, IP65, Double locking lever, side entry M25	25 32	70MH-GTFNQ-A02C000 70MH-GTFNQ-A02D000
		B16 Hood, high profile, IP65, Double locking lever, side entry M32	32 40	70MH-GTFHQ-A02D000 70MH-GTFHQ-A02E000
		B16 Hood, high profile, IP67, Double locking lever, top entry M32	32	70MH-GTFHQ-A01D100
		B16 Hood, high profile, IP67, Double locking lever, side entry M32	32	70MH-GTFHQ-A02D100


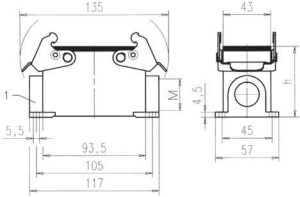

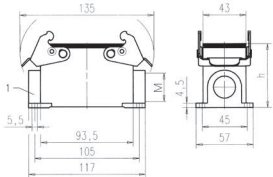
MODLINK HEAVY B16 – HOUSINGS | HOUSINGS WITH DOUBLE LOCKING LEVER

Technical data

General data	Value
Housing material	Aluminium diecast
Material (Housing surface)	Powder coated
Locking material	Steel (galvanized)
Material (Gasket)	NBR/CR
Technical data	
Protection class housing	IP65/IP67
Mating cycles	min. 500

	Dimension drawing	Description	M	Art-No.
		B16 Bulkhead mounted h, IP65, Double locking lever		70MH-GAFNQ-B000000
		B16 Bulkhead mounted h, IP67, Double locking lever		70MH-GAFNQ-B000100
		B16 Coupling h., low profile, IP65, Double locking lever, top entry M32 (h: 64,5)	32	70MH-GKFNQ-B01D000
		B16 Coupling h., high profile, IP65, Double locking lever, top entry M32 (h: 78,6)	32	70MH-GKFHQ-B01D000


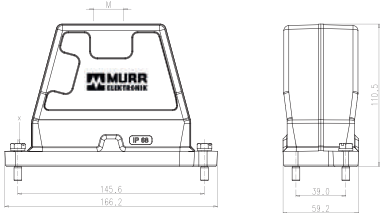

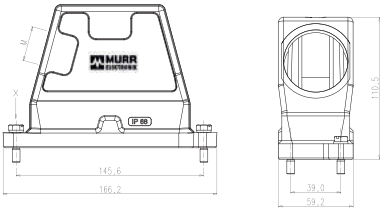
MODLINK HEAVY B16 – HOUSINGS | HOUSINGS WITH DOUBLE LOCKING LEVER

	Dimension drawing	Description	M	Art-No.
		B16 Surface mounted h., low profile, IP65, Double locking lever, side entry M25 (h: 64)	25	70MH-GSFNQ-B01C000
		B16 Surface mounted h., high profile, IP65, Double locking lever, side entry M32 (h: 77)	32	70MH-GSFHQ-B01D000
		B16 Surface mounted h., high profile, IP65, Double locking lever, 2 entries M32 (h : 77)	32	70MH-GSFHQ-B02D000

MODLINK HEAVY B16 – Housings | HOODS WITH SCREW LOCKING

Technical data


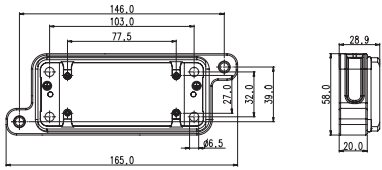

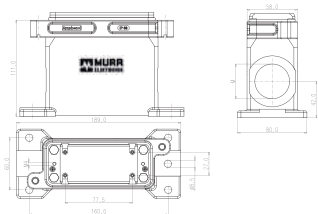
General data	Value
Housing material	Aluminium diecast
Material (Housing surface)	Powder coated
Locking material	Stainless steel
Material (Gasket)	Silicone
Technical data	
Protection class housing	IP68
Mating cycles	min. 500

	Dimension drawing	Description	M	Art-No.
		B16 Hood, IP68, Screw locking, top entry M40	40	70MH-GTFNS-A01E200
		B16 Hood, IP68, Screw locking, side entry M40	40	70MH-GTFNS-A02E200

MODLINK HEAVY B16 – HOUSINGS | HOUSINGS FOR SCREW LOCKING

Technical data

General data	Value
Housing material	Aluminium diecast
Material (Housing surface)	Powder coated
Material (Gasket)	Silicone
Technical data	
Protection class housing	IP68
Mating cycles	min. 500

	Dimension drawing	Description	M	Art-No.
		B16 Bulkhead mounted h., IP68, Screw locking		70MH-GAFNS-B000200
		B16 Surface mounted h., IP68, Screw locking, side entry M40	40	70MH-GSFNS-B01E200

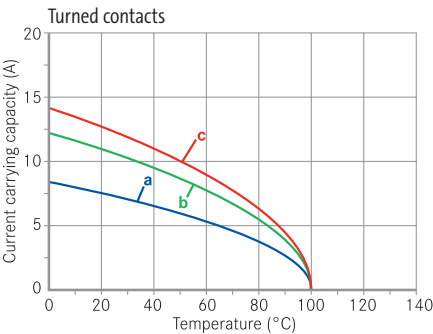
MODLINK HEAVY B24 – INSERTS | D-SERIES

Technical data

General data	Norm	Value
Size		B24
No. of poles		64 + PE
Connection		Crimp
Material (contact carrier)		PC GF grey
Flammability class	UL 94	V - 0
Climatic category		40/125/10
Temperature range		-40 °C ... +125°C
Approvals		UL, CSA
Technical data		
Operating voltage		250 V
Operating current		10 A
Pollution degree	EN 60664-1	3
Over voltage category	EN 60664-1	III
Material group	EN 60664-1	IIIa
Rated impulse voltage	EN 60664-1	4 kV
Current carrying capacity	EN 60512-5-2	See derating curve
Contact resistance	EN 60512-2-1	≤ 5 mΩ
Isolation resistance	EN 60512-3-1	≥ 10 ¹⁰ Ω
Mating cycles	EN 60512-9-1	min. 500


Derating Curves

Curve	Cross section
a	0.5 mm ²
b	1.5 mm ²
c	2.5 mm ²




Contact configuration


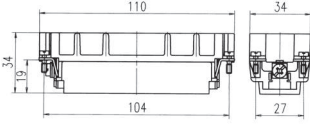

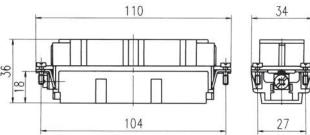
Male insert




Female insert



Inserts

Male		Description	Art-No.
		B24 male 64-pole, crimp t., 250 V, 10 A	70MH-ES064-GC01010
Female		Description	Art-No.
		B24 female 64-pole, crimp t., 250 V, 10 A	70MH-EB064-GC01010

Crimp contacts

 Turned crimp contacts 1.6 mm	Delivery form	for wire cross section	AWG	Pcs.	Art-No. Male contact	Art-No. Female contact
	Silver plated	0.14–0.37 mm ²	26 – 22	100	70MH-ZKA1S-0100100	70MH-ZKB1S-0100100
		0.5 mm ²	20	100	70MH-ZKA1S-0100200	70MH-ZKB1S-0100200
		0.75–1.0 mm ²	20 – 16	100	70MH-ZKA1S-0100300	70MH-ZKB1S-0100300
		1.5 mm ²	16 – 15	100	70MH-ZKA1S-0100400	70MH-ZKB1S-0100400
		2.5 mm ²	14	100	70MH-ZKA1S-0100500	70MH-ZKB1S-0100500
	Golden plated	0.14–0.37 mm ²	26 – 22	100	70MH-ZKA1G-0100100	70MH-ZKB1G-0100100
		0.5 mm ²	20	100	70MH-ZKA1G-0100200	70MH-ZKB1G-0100200
		0.75–1.0 mm ²	20 – 16	100	70MH-ZKA1G-0100300	70MH-ZKB1G-0100300
		1.5 mm ²	16 – 15	100	70MH-ZKA1G-0100400	70MH-ZKB1G-0100400
		2.5 mm ²	14	100	70MH-ZKA1G-0100500	70MH-ZKB1G-0100500

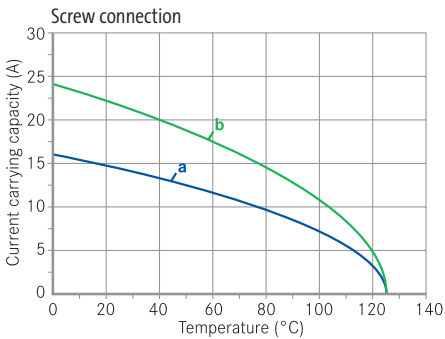
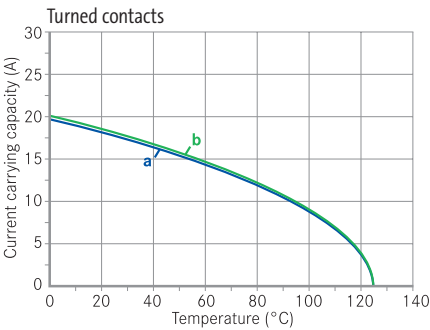
MODLINK HEAVY B24 – INSERTS | E-SERIES

Technical data

General data		Norm	Value
Size			B24
No. of poles			24 + PE
Connection			Screw locking / Crimp / Push-In
Connection cross section			0.5 ... 2.5 mm²
Material (contact carrier)			PA GF grey
Material (contact)			CuZn (Brass)
Material (contact surface)			Ag (silver)
Flammability class		UL 94	V - 0
Climatic category			40/125/10
Temperature range			-40 °C ... +125°C
Approvals			UL, CSA
Technical data			
Operating voltage			500 V
Operating current			16 A
Pollution degree		EN 60664-1	3
Over voltage category		EN 60664-1	III
Material group		EN 60664-1	IIIb
Rated impulse voltage		EN 60664-1	6 kV
Current carrying capacity		EN 60512-5-2	See derating curve
Contact resistance		EN 60512-2-1	≤ 5 mΩ
Isolation resistance		EN 60512-3-1	≥ 10 ¹⁰ Ω
Mating cycles		EN 60512-9-1	min. 500
Tightening torque clamping screws			0.5 Nm

Derating Curves

Curve	Cross section
a	1.5 mm²
b	2.5 mm²




Contact configuration


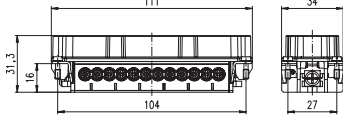

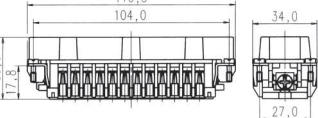

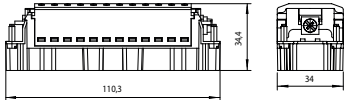

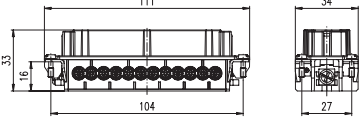

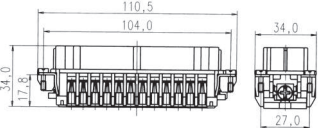

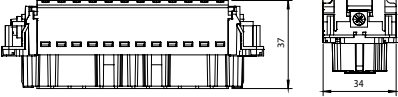
Male insert




Female insert



Inserts

Male		Description	Art-No.
		B24 male 24-pole, screw t., 500 V, 16 A	70MH-ES024-GS03020
		B24 male 24-pole, crimp t., 500 V, 16 A	70MH-ES024-GC03020
		B24 male 24-pole, Push-in, 500 V, 16 A	70MH-ES024-GP03020
Female			
		B24 female 24-pole, screw t., 500 V, 16 A	70MH-EB024-GS03020
		B24 female 24-pole, crimp t., 500 V, 16 A	70MH-EB024-GC03020
		B24 female 24-pole, Push-in, 500 V, 16 A	70MH-EB024-GP03020

Crimp contacts

Turned crimp contacts 1.6 mm		Delivery form	for wire cross section	AWG	Pcs.	Art-No. Male contact	Art-No. Female contact
		Silver plated	0.5 mm ²	20	100	70MH-ZKA1S-0200200	70MH-ZKB1S-0200200
			0.75 – 1.0 mm ²	18	100	70MH-ZKA1S-0200300	70MH-ZKB1S-0200300
			1.5 mm ²	16	100	70MH-ZKA1S-0200400	70MH-ZKB1S-0200400
			2.5 mm ²	14	100	70MH-ZKA1S-0200500	70MH-ZKB1S-0200500
			4.0 mm ²	12	100	70MH-ZKA1S-0200600	70MH-ZKB1S-0200600
		Golden plated	0.5 mm ²	20	100	70MH-ZKA1G-0200200	70MH-ZKB1G-0200200
			0.75 – 1.0 mm ²	18	100	70MH-ZKA1G-0200300	70MH-ZKB1G-0200300
			1.5 mm ²	16	100	70MH-ZKA1G-0200400	70MH-ZKB1G-0200400
			2.5 mm ²	14	100	70MH-ZKA1G-0200500	70MH-ZKB1G-0200500
			4.0 mm ²	12	100	70MH-ZKA1G-0200600	70MH-ZKB1G-0200600

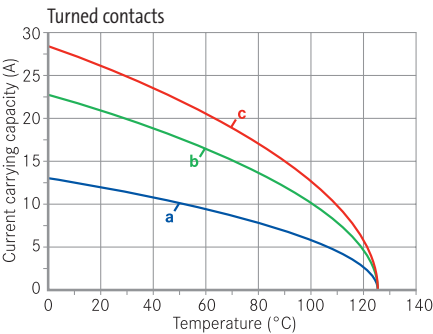
MODLINK HEAVY B24 – INSERTS | EE-SERIES

Technical data

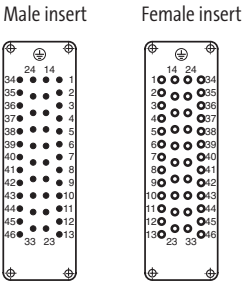
General data	Norm	Value
Size		B24
No. of poles		46 + PE
Connection		Crimp
Material (contact carrier)		PC GF grey
Flammability class	UL 94	V - 0
Climatic category		40/125/10
Temperature range		-40 °C ... +125°C
Approvals		UL, CSA
Technical data		
Operating voltage		500 V
Operating current		16 A
Pollution degree	EN 60664-1	3
Over voltage category	EN 60664-1	III
Material group	EN 60664-1	IIIa
Rated impulse voltage	EN 60664-1	6 kV
Current carrying capacity	EN 60512-5-2	See derating curve
Contact resistance	EN 60512-2-1	≤ 5 mΩ
Isolation resistance	EN 60512-3-1	≥ 10 ¹⁰ Ω
Mating cycles	EN 60512-9-1	min. 500

Derating Curves


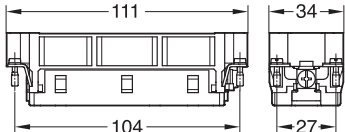

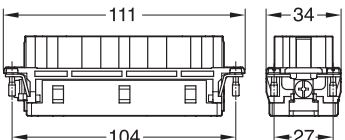
Curve	Cross section
a	0.5 mm ²
b	2.5 mm ²
c	4.0 mm ²




Contact configuration



Inserts

Male		Description	Art-No.
		B24 male 46-pole, crimp t., 500 V, 16 A	70MH-ES046-GC03020
Female		Description	Art-No.
		B24 female 46-pole, crimp t., 500 V, 16 A	70MH-EB046-GC03020

Crimp contacts

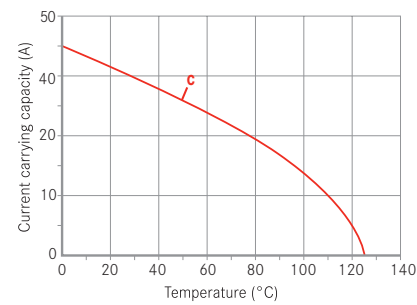
Turned crimp contacts 2.5 mm	Delivery form	for wire cross section	AWG	Pcs.	Art-No.	Art-No.
					Male contact	Female contact
	Silver plated	0.5 mm ²	20	100	70MH-ZKA1S-0200200	70MH-ZKB1S-0200200
		0.75 – 1.0 mm ²	18	100	70MH-ZKA1S-0200300	70MH-ZKB1S-0200300
		1.5 mm ²	16	100	70MH-ZKA1S-0200400	70MH-ZKB1S-0200400
		2.5 mm ²	14	100	70MH-ZKA1S-0200500	70MH-ZKB1S-0200500
		4.0 mm ²	12	100	70MH-ZKA1S-0200600	70MH-ZKB1S-0200600
	Golden plated	0.5 mm ²	20	100	70MH-ZKA1G-0200200	70MH-ZKB1G-0200200
		0.75 – 1.0 mm ²	18	100	70MH-ZKA1G-0200300	70MH-ZKB1G-0200300
		1.5 mm ²	16	100	70MH-ZKA1G-0200400	70MH-ZKB1G-0200400
		2.5 mm ²	14	100	70MH-ZKA1G-0200500	70MH-ZKB1G-0200500
		4.0 mm ²	12	100	70MH-ZKA1G-0200600	70MH-ZKB1G-0200600

MODLINK HEAVY B24 – INSERTS | HV-SERIES

Technical data

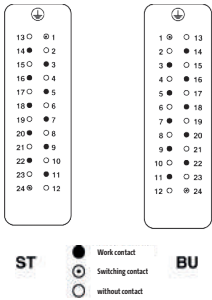
General data	Norm	Value
Size		B24
No. of poles		10+2 + PE
Connection		Push-In
Connection cross section		0.14 ... 2.5 mm²
Material (contact carrier)		PA
Material (contact)		Copper alloy
Material (contact surface)		Ag
Flammability class	UL 94	V - 0
Temperature range		-40 °C ... +125°C
Approvals		UL, CSA
Technical data		
Operating voltage		800 / 500 V
Operating current		16A
Pollution degree	EN 60664-1	3
Over voltage category	EN 60664-1	III
Material group	EN 60664-1	II
Rated impulse voltage	EN 60664-1	8 / 6 kV
Current carrying capacity	EN 60512-5-2	See derating curve
Mating cycles	EN 60512-9-1	min. 500

Derating Curves


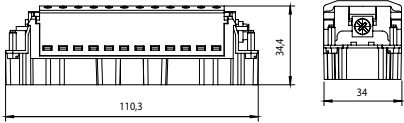

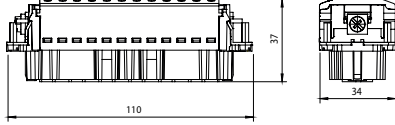


Contact configuration

Male insert Female insert




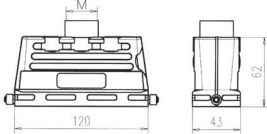

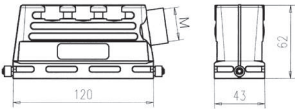
Inserts

Male		Description	Art-No.
		B24 male 10+2-pole, Push-in, 800/500 V, 16 A	70MH-ESZU2-GP05020
Female			
		B24 female 10+2-pole, Push-in, 800/500 V, 16 A	70MH-EBZU2-GP05020

MODLINK HEAVY B24 – HOUSINGS | HOODS FOR SINGLE LOCKING LEVER

Technical data


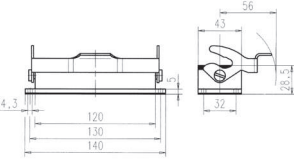
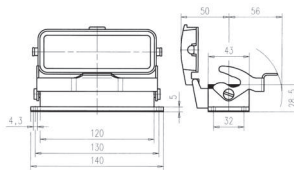

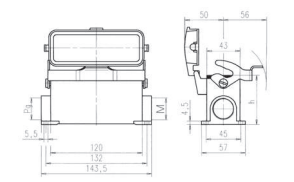
General data	Value
Housing material	Aluminium diecast
Material (Housing surface)	Powder coated
Technical data	
Protection class housing	IP65
Mating cycles	min. 500

	Dimension drawing	Description	M	Art-No.
		B24 Hood, low profile, IP65, Single locking lever, top entry M25	25 32	70MH-GTGNL-A01C000 70MH-GTGNL-A01D000
		B24 Hood, high profile, IP65, Single locking lever, top entry M32	32 40	70MH-GTGHL-A01D000 70MH-GTGHL-A01E000
		B24 Hood, low profile, IP65, Single locking lever, side entry M25	25 32	70MH-GTGNL-A02C000 70MH-GTGNL-A02D000
		B24 Hood, high profile, IP65, Single locking lever, side entry M32	32 40	70MH-GTGHL-A02D000 70MH-GTGHL-A02E000

MODLINK HEAVY B24 – HOUSINGS | HOUSINGS WITH SINGLE LOCKING LEVER

Technical data


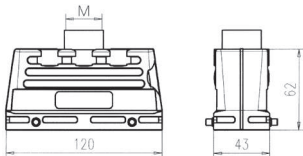

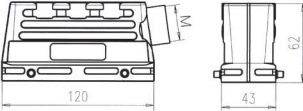

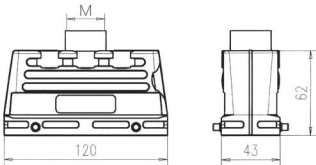

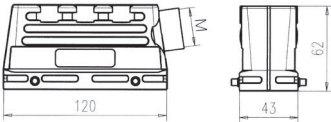
General data	Value
Housing material	Aluminium diecast
Material (Housing surface)	Powder coated
Locking material	Steel (galvanized)
Material (Gasket)	NBR
Technical data	
Protection class housing	IP65
Mating cycles	min. 500

	Dimension drawing	Description	M	Art-No.
		B24 Bulkhead mounted h., IP65, Single locking lever		70MH-GAGNL-B000000
		B24 Bulkhead mounted h., IP65, Single locking lever, p-cover		70MH-GAGNL-B000010
		B24 Surface mounted h., low profile, IP65, Single locking lever, side entry M25, p-cover (h: 64)	25	70MH-GSGNL-B01C010
		B24 Surface mounted h., high profile, IP65, Single locking lever, side entry M32, p-cover (h: 80)	32	70MH-GSGHL-B01D010
		B24 Surface mounted h., high profile, IP65, Single locking lever, 2 entries M32, p-cover (h: 80)	32	70MH-GSGHL-B02D010

MODLINK HEAVY B24 – HOUSINGS | HOODS FOR DOUBLE LOCKING LEVER

Technical data


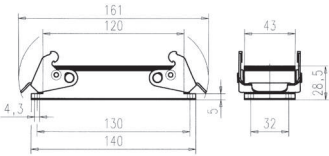

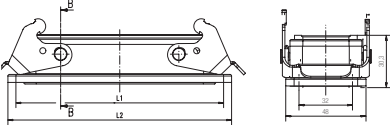

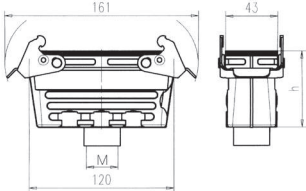
General data	Value
Housing material	Aluminium diecast
Material (Housing surface)	Powder coated
Technical data	
Protection class housing	IP65/IP67
Mating cycles	min. 500

	Dimension drawing	Description	M	Art-No.
		B24 Hood, low profile, IP65, Double locking lever, top entry M25	25 32	70MH-GTGNQ-A01C000 70MH-GTGNQ-A01D000
		B24 Hood, high profile, IP65, Double locking lever, top entry M32	32 40	70MH-GTGHQ-A01D000 70MH-GTGHQ-A01E000
		B24 Hood, low profile, IP65, Double locking lever, side entry M25	25 32	70MH-GTGNQ-A02C000 70MH-GTGNQ-A02D000
		B24 Hood, high profile, IP65, Double locking lever, side entry M32	32 40	70MH-GTGHQ-A02D000 70MH-GTGHQ-A02E000
		B24 Hood, high profile, IP67, Double locking lever, top entry M40	32	70MH-GTGHQ-A01E100
		B24 Hood, high profile, IP67, Double locking lever, side entry M40	32	70MH-GTGHQ-A02E100


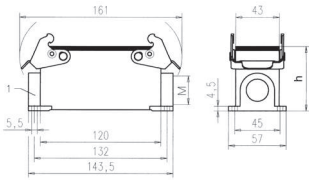

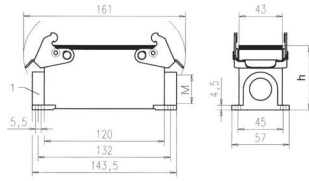
MODLINK HEAVY B24 – HOUSINGS | HOUSINGS WITH DOUBLE LOCKING LEVER

Technical data

General data	Value
Housing material	Aluminium diecast
Material (Housing surface)	Powder coated
Locking material	Steel (galvanized)
Material (Gasket)	NBR/CR
Technical data	
Protection class housing	IP65/IP67
Mating cycles	min. 500

	Dimension drawing	Description	M	Art-No.
		B24 Bulkhead mounted h., IP65, Double locking lever		70MH-GAGNQ-B000000
		B24 Bulkhead mounted h., IP67, Double locking lever		70MH-GAGNQ-B000100
		B24 Coupling h., low profile, IP65, Double locking lever, top entry M32 (h: 64,5)	32	70MH-GKGNQ-B01D000
		B24 Coupling h., high profile, IP65, Double locking lever, top entry M32 (h: 78,6)	32	70MH-GKGHQ-B01D000


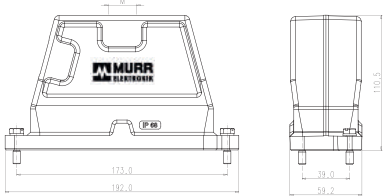

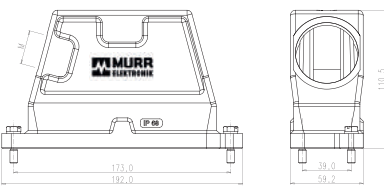
MODLINK HEAVY B24 – HOUSINGS | HOUSINGS WITH DOUBLE LOCKING LEVER


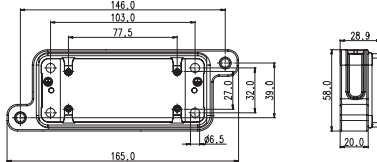

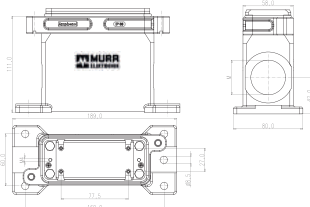
	Dimension drawing	Description	M	Art-No.
		B24 Surface mounted h., low profile, IP65, Double locking lever, side entry M25 (h: 64)	25	70MH-GSGNQ-B01C000
		B24 Surface mounted h., high profile, IP65, Double locking lever, side entry M32 (h: 80)	32	70MH-GSGHQ-B01D000
		B24 Surface mounted h., high profile, IP65, Double locking lever, 2 entries M32 (h: 80)	32	70MH-GSGHQ-B02D000

MODLINK HEAVY B24 – HOUSINGS I HOODS WITH SCREW LOCKING

Technical data


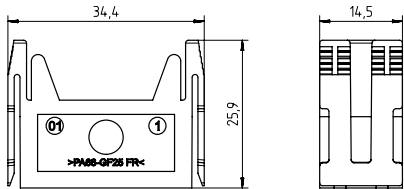
General data	Value
Housing material	Aluminium diecast
Material (Housing surface)	Powder coated
Locking material	Stainless steel
Material (Gasket)	Silicone
Technical data	
Protection class housing	IP68
Mating cycles	min. 500

	Dimension drawing	Description	M	Art-No.
		B24 Hood, IP68, Screw locking, top entry M40	40	70MH-GTGNS-A01E200
		B24 Hood, IP68, Screw locking, side entry M40	40	70MH-GTGNS-A02E200


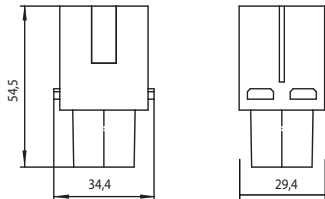

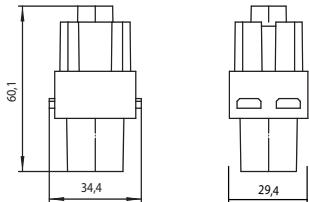
	Dimension drawing	Description	M	Art-No.
		B16 Bulkhead mounted h., IP68, Screw locking		70MH-GAFNS-B000200
		B16 Surface mounted h., IP68, Screw locking, side entry M40	40	70MH-GSFNS-B01E200

MODLINK HEAVY MODULAR – MODULES


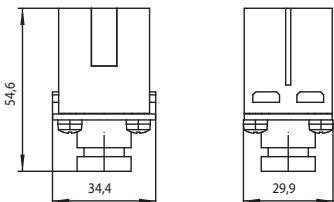

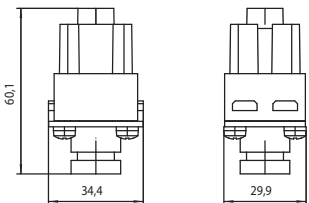
Blind module

	Dimension drawing	Description	Art-No.
		Blind module	70MH-MAA10-0000000

1 pole module – Axial screw terminal


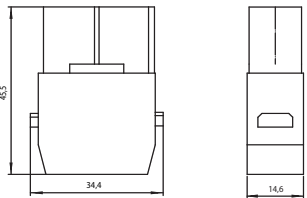

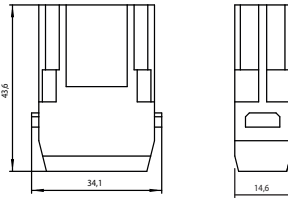

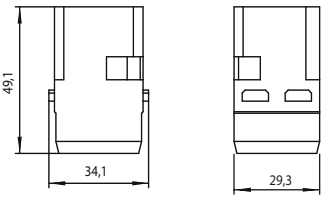

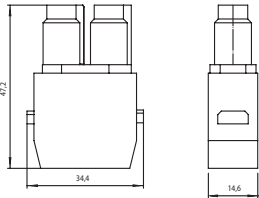

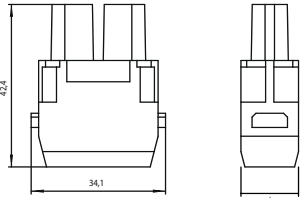

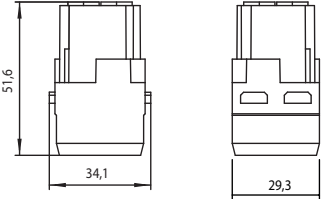
Male			Male module, 1-pole, 1000 V, 200 A	70MH-MAB2A-0010707
Female			Female module, 1-pole, 1000 V, 200 A	70MH-MAC2A-0010707

1 pole PE module – Axial screw terminal

Male			PE-Male module, 1-pole, 1000 V, 200 A	70MH-MAQ2A-0010707
Female			PE-Female module, 1-pole, 1000 V, 200 A	70MH-MAR2A-0010707


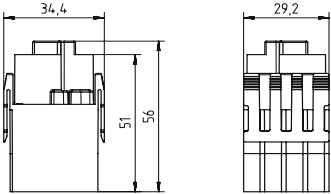

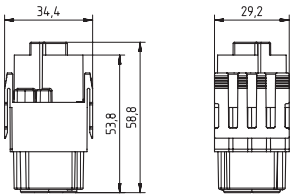
MODLINK HEAVY MODULAR – MODULES

2 pole module – Axial screw terminal

Male	Dimension drawing	Description	Art-No.
		Male module, 2-pole, 1000 V, 70 A	70MH-MAB1A-0020706
		Male module, 2-pole, 1000 V, 40 A	70MH-MAB1A-0020703
		Male module, 2-pole, 1000 V, 100 A	70MH-MAB2A-0020704
Female			
		Female module, 2-pole, 1000 V, 70 A	70MH-MAC1A-0020706
		Female module, 2-pole, 1000 V, 40 A	70MH-MAC1A-0020703
		Female module, 2-pole, 1000 V, 100 A	70MH-MAC2A-0020704

MODLINK HEAVY MODULAR – MODULES

2 pole module - Crimp


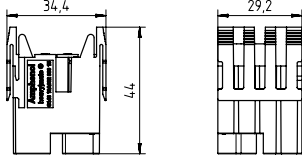

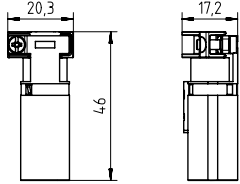

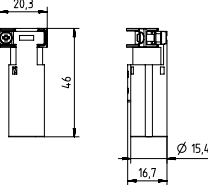
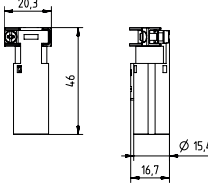

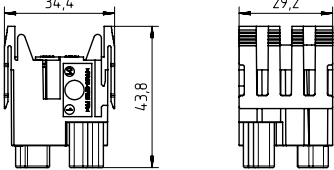

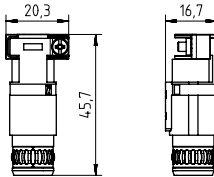

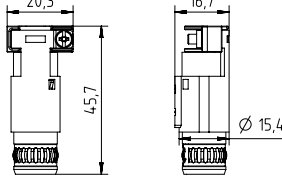
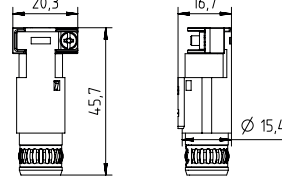
Male	Dimension drawing	Description	Art-No.
		Power male module, 2-pole, 1000 V, 100 A	70MH-MAF2C-0020704
Female			
		Power female module, 2-pole, 1000 V, 100 A	70MH-MAG2C-0020704

Accessory for the 2 pole module - Crimp

Turned crimp contacts 8 mm	Delivery form	for wire cross section	AWG	Pcs.	Art-No. Male contactt	Art-No. Female contact
	Silver plated	10 mm ²	8	2	70MH-ZKA1S-0400800	70MH-ZKB1S-0400800
		16 mm ²	6	2	70MH-ZKA1S-0400900	70MH-ZKB1S-0400900
		25 mm ²	4	2	70MH-ZKA1S-0401000	70MH-ZKB1S-0401000
		35 mm ²	2	2	70MH-ZKA1S-0401100	70MH-ZKB1S-0401100


MODLINK HEAVY MODULAR – MODULES

2 pole shielded module / coax module - Crimp

Male	Dimension drawing	Description	Art-No.
		Male shielded/coax module, 2-pole, 50 V, 10 A	70MH-MAD2C-0020101
		Male contact carriers 4-pole	70MH-ZKC01-0000000
		Male coax insert 50 Ohm	70MH-ZKE01-0000000
		Male coax insert 75 Ohm	70MH-ZKE02-0000000
Female			
		Female shielded/coax module, 2-pole, 50 V, 10 A	70MH-MAE2C-0020101
		Female contact carriers 4-pole	70MH-ZKD01-0000000
		Female coax insert 50 Ohm	70MH-ZKF01-0000000
		Female coax insert 75 Ohm	70MH-ZKF02-0000000


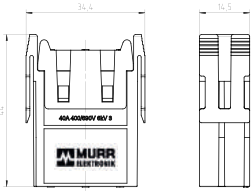

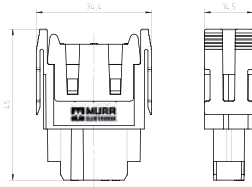
MODLINK HEAVY MODULAR – MODULES

Accessory for contact carrier


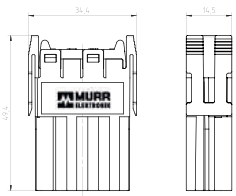

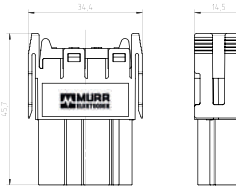
Turned crimp contacts l 1.6 mm	Delivery form	for wire cross section	AWG	Pcs.	Art-No. Male contactt	Art-No. Female contact
	Single contact	0.14 – 0.37 mm²	26 – 22	100	70MH-ZKA1G-0100100	70MH-ZKB1G-0100100
		0.5 mm²	20	100	70MH-ZKA1G-0100200	70MH-ZKB1G-0100200
		0.75 – 1.0 mm²	20 – 16	100	70MH-ZKA1G-0100300	70MH-ZKB1G-0100300
		1.5 mm²	16 – 15	100	70MH-ZKA1G-0100400	70MH-ZKB1G-0100400
		2.5 mm²	14	100	70MH-ZKA1G-0100500	70MH-ZKB1G-0100500

MODLINK HEAVY MODULAR – MODULES


3 pole module - Crimp

Male	Dimension drawing	Description	Art-No.
		Male module, 3-pole, 400 V (Pin-PE) / 690 V (Pin-Pin), 40 A	70MH-MAB1C-0030903
Female	Dimension drawing	Description	Art-No.
		Female module, 3-pole, 400 V (Pin-PE) / 690 V (Pin-Pin), 40 A	70MH-MAC1C-0030903

4 pole module - Crimp


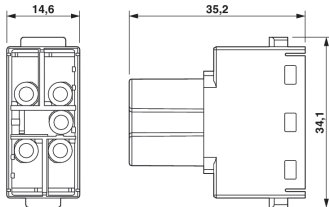

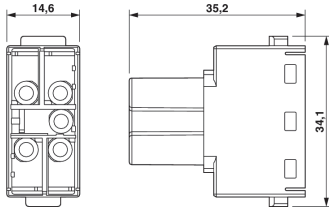
Male	Dimension drawing	Description	Art-No.
		Male module, 4-pole, 830 V, 40 A	70MH-MAB1C-0040603
Female	Dimension drawing	Description	Art-No.
		Female module, 4-pole, 830 V, 40 A	70MH-MAC1C-0040603

Accessory for the 3 pole and 4 pole module - Crimp


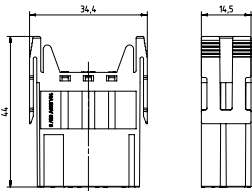

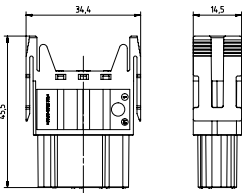
Turned crimp contacts 1 4 mm	Delivery form	for wire cross section	AWG	Pcs.	Art-No. Male contact	Art-No. Female contact
	Silver plated	1.5 mm ²	16	100	70MH-ZKA1S-0300400	70MH-ZKB1S-0300400
		2.5 mm ²	14	100	70MH-ZKA1S-0300500	70MH-ZKB1S-0300500
		4 mm ²	12	100	70MH-ZKA1S-0300600	70MH-ZKB1S-0300600
		6 mm ²	10	100	70MH-ZKA1S-0300700	70MH-ZKB1S-0300700
		10 mm ²	8	100	70MH-ZKA1S-0300800	70MH-ZKB1S-0300800

MODLINK HEAVY MODULAR – MODULES

5 pole module - Crimp


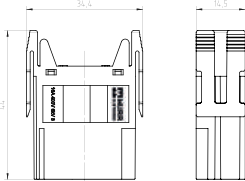

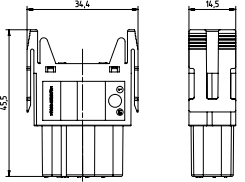
Male	Dimension drawing	Description	Art-No.
		Male module, 5-pole, Push-in, 400 V, 16 A	70MH-MAB1P-0050402
Female	Dimension drawing	Description	Art-No.
		Female module, 5-pole, Push-in, 400 V, 16 A	70MH-MAC1P-0050402

6 pol module – Crimp


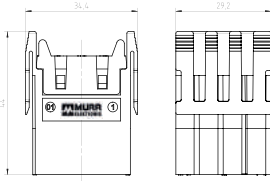

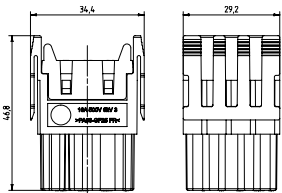
Male	Dimension drawing	Description	Art-No.
		Male module, 6-pole, 500 V, 16 A	70MH-MAB1C-0060502
Female	Dimension drawing	Description	Art-No.
		Female module, 6-pole, 500 V, 16 A	70MH-MAC1C-0060502

MODLINK HEAVY MODULAR – MODULES


5 pol module – Crimp

Male			Male module, 8-pole, 400 V, 16 A	70MH-MAB1C-0080402
Female			Female module, 8-pole, 400 V, 16 A	70MH-MAC1C-0080402

20 pol module – Crimp


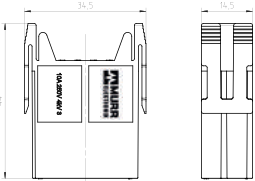

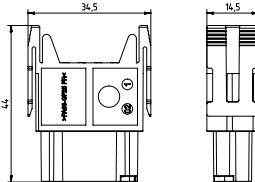
Male			Male module, 20-pole, 500 V, 16 A	70MH-MAB1C-0200502
Female			Female module, 20-pole, 500 V, 16 A	70MH-MAC1C-0200502

Accessory for the 6 pole. 8 pole and 20 pole module - Crimp


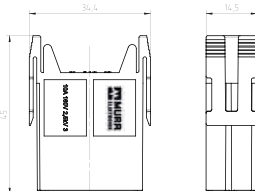

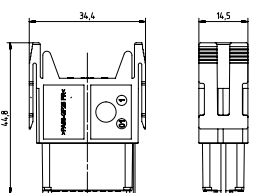
Turned crimp contacts 12.5 mm	Delivery form	for	AWG	Pcs.	Art-No.	Art-No.
		wire cross section			Male contactt	Female contact
	Silver plated	0.5 mm ²	20	100	70MH-ZKA1S-0200200	70MH-ZKB1S-0200200
		0.75 – 1.0 mm ²	18	100	70MH-ZKA1S-0200300	70MH-ZKB1S-0200300
		1.5 mm ²	16	100	70MH-ZKA1S-0200400	70MH-ZKB1S-0200400
		2.5 mm ²	14	100	70MH-ZKA1S-0200500	70MH-ZKB1S-0200500
		4.0 mm ²	12	100	70MH-ZKA1S-0200600	70MH-ZKB1S-0200600
	Golden plated	0.5 mm ²	20	100	70MH-ZKA1G-0200200	70MH-ZKB1G-0200200
		0.75 – 1.0 mm ²	18	100	70MH-ZKA1G-0200300	70MH-ZKB1G-0200300
		1.5 mm ²	16	100	70MH-ZKA1G-0200400	70MH-ZKB1G-0200400
		2.5 mm ²	14	100	70MH-ZKA1G-0200500	70MH-ZKB1G-0200500
		4.0 mm ²	12	100	70MH-ZKA1G-0200600	70MH-ZKB1G-0200600

MODLINK HEAVY MODULAR – MODULES


12 pole module – Crimp

Male	Dimension drawing	Description	Art-No.
		Male module, 12-pole, 250 V (Pin-PE) / 400V (Pin-Pin), 10 A	70MH-MAB1C-0120801
Female			
		Female module, 12-pole, 250 V (Pin-PE) / 400V (Pin-Pin), 10 A	70MH-MAC1C-0120801

17 pol module – Crimp


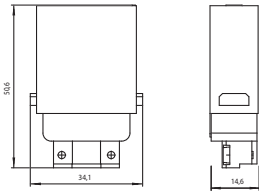

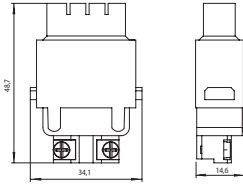
Male			
		Male module, 17-pole, 160 V, 10 A	70MH-MAB1C-0170201
Female			
		Female module, 17-pole, 160 V, 10 A	70MH-MAC1C-0170201

Accessory for the 12 pole and 17 pole module - Crimp



Turned crimp contacts l 1.6 mm	Delivery form	For wire cross section	AWG	Pcs.	Art-No. Male contactt	Art-No. Female contact
	Silver plated	0.14 – 0.37 mm ²	26 – 22	100	70MH-ZKA1S-0100100	70MH-ZKB1S-0100100
		0.5 mm ²	20	100	70MH-ZKA1S-0100200	70MH-ZKB1S-0100200
		0.75 – 1.0mm ²	20 – 16	100	70MH-ZKA1S-0100300	70MH-ZKB1S-0100300
		1.5 mm ²	16 – 15	100	70MH-ZKA1S-0100400	70MH-ZKB1S-0100400
		2.5 mm ²	14	100	70MH-ZKA1S-0100500	70MH-ZKB1S-0100500
	Golden plated	0.14 – 0.37 mm ²	26 – 22	100	70MH-ZKA1G-0100100	70MH-ZKB1G-0100100
		0.5 mm ²	20	100	70MH-ZKA1G-0100200	70MH-ZKB1G-0100200
		0.75 – 1.0 mm ²	20 – 16	100	70MH-ZKA1G-0100300	70MH-ZKB1G-0100300
		1.5 mm ²	16 – 15	100	70MH-ZKA1G-0100400	70MH-ZKB1G-0100400
		2.5 mm ²	14	100	70MH-ZKA1G-0100500	70MH-ZKB1G-0100500

MODLINK HEAVY MODULAR – MODULES



GigaBit module

Male	Dimension drawing	Description	Art-No.
		GBIT module - male, crimp t.	70MH-MAH1C-0000000
Female			
		GBIT module - female, crimp t.	70MH-MAI1C-0000000

D-Sub module


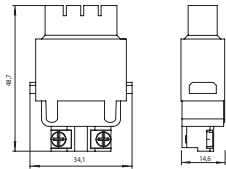

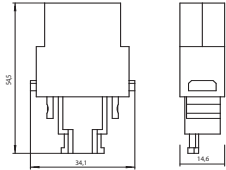



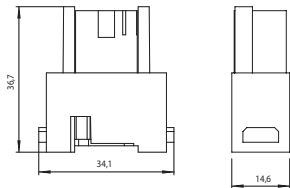
Male		Description	Art-No.
		D-Sub module - male, crimp t.	70MH-MAJ1C-0000000
Female			
		D-Sub module - female, screw t.	70MH-MAK1S-0000000
		D-Sub module - female, crimp t.	70MH-MAK1C-0000000

Accessory for the GigaBit and D-Sub module


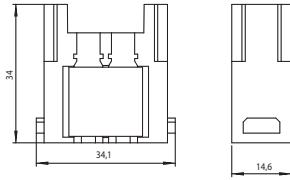
D-Sub crimp contacts	for wire cross section	AWG	Pcs.	Art-No. Male contactt	Art-No. Female contact
	0.08 – 0.12 mm ²	28 – 26	100	70MH-ZKG02-0000000	70MH-ZKH02-0000000
	0.2 – 0.5 mm ²	24 – 20	100	70MH-ZKG01-0000000	70MH-ZKH01-0000000

MODLINK HEAVY MODULAR – MODULES

RJ45 module


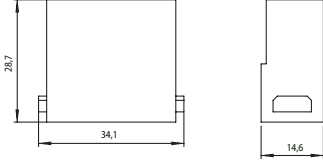

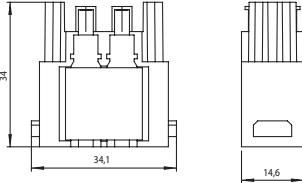

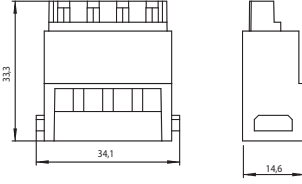
Male	Dimension drawing	Description	Art-No.
		RJ45 module - male, field wireable	70MH-MAL10-0000000
		RJ45 module - male, adapter	70MH-MAL10-0010000
		RJ45 male, IP20, 0°, 8 pol., -0,14 mm² ... 0,25 mm² - for the adapter module	70MH-ZRJ45-1000000
		RJ45 male, IP20, 0°, 8 pol., -0,23 mm² ... 0,32 mm² - for the adapter module	70MH-ZRJ45-2000000
Female			
		RJ45 module - female	70MH-MAM10-0000000

Optical fiber module


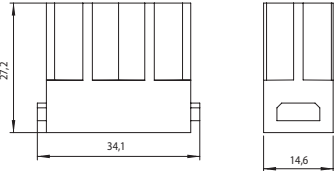

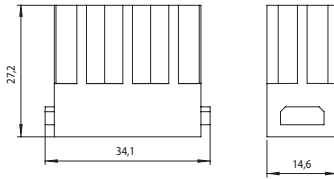
Male			
		FO module - male, SC	70MH-MAN10-0000000

MODLINK HEAVY MODULAR – MODULES



Optical fiber module

Male	Dimension drawing	Description	Art-No.
		FO module - male, LC	70MH-MAN10-0010000
Female	Dimension drawing	Description	Art-No.
		FO module - female, SC	70MH-MAO10-0000000
		FO module - female, LC	70MH-MAO10-0010000

Pneumatics module

Male	Dimension drawing	Description	Art-No.
		Pneumatic module - female & male, 2-pole	70MH-MAP10-0020000
		Pneumatic module - female & male, 3-pole	70MH-MAP10-0030000


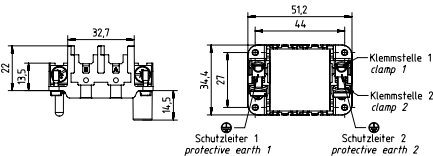

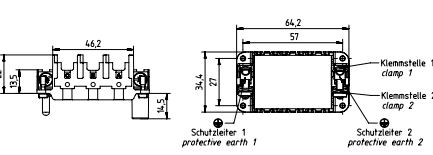

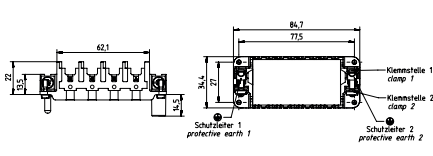

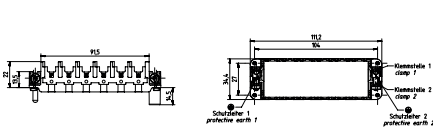

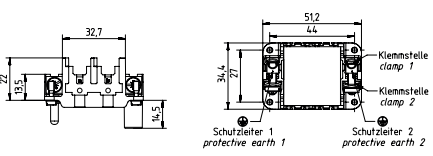

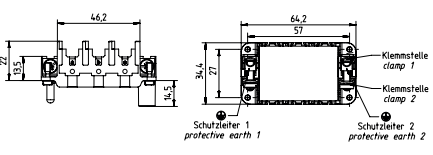
Accessory for the pneumatics module

Pneumatics inserts (VPE 10)	Internal tube diameter	Art-No. Male	Art-No. Female	Art-No. Female mit Ventil
	1.6	70MH-ZP001-0000000	70MH-ZP101-0000000	70MH-ZP201-0000000
	3	70MH-ZP002-0000000	70MH-ZP102-0000000	70MH-ZP202-0000000
	4	70MH-ZP003-0000000	70MH-ZP103-0000000	70MH-ZP203-0000000
	6	70MH-ZP004-0000000	70MH-ZP104-0000000	70MH-ZP204-0000000


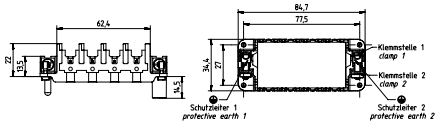

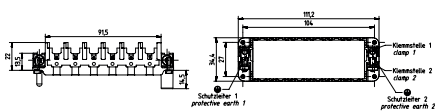
MODLINK HEAVY MODULAR – FRAMES

Technical data


General data	Value
Material Frames	Zinc diecast, nickel-plated
Flammability class	UL 94 (V - 0)
Number of PE's	2
Technical data	
Mating cycles	min. 500

	Dimension drawing	Description	Art-No.
		B6 frame (male) for 2 modules	70MH-RD02S-0000000
		B10 frame (male) for 3 modules	70MH-RE03S-0000000
		B16 frame (male) for 4 modules	70MH-RF04S-0000000
		B24 frame (male) for 6 modules	70MH-RG06S-0000000
		B6 frame (female) for 2 modules	70MH-RD02B-0000000
		B10 frame (female) for 3 modules	70MH-RE03B-0000000


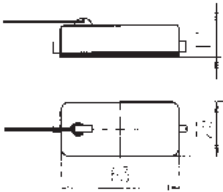

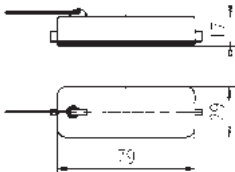

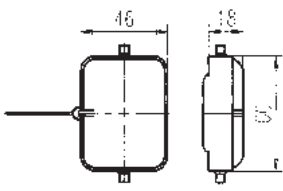

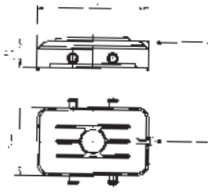

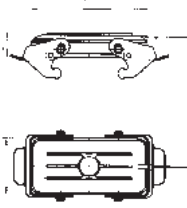

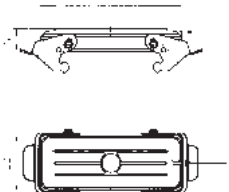
MODLINK HEAVY MODULAR – FRAMES

	Dimension drawing	Description	Art-No.
		B16 frame (female) for 4 modules	70MH-RF04B-0000000
		B24 frame (female) for 6 modules	70MH-RG06B-0000000


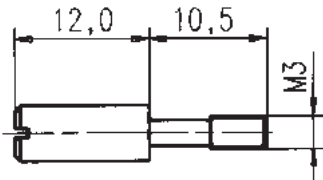
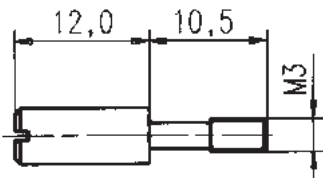

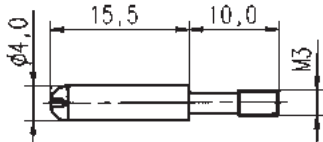
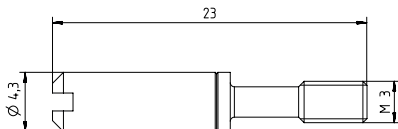

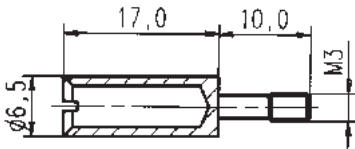
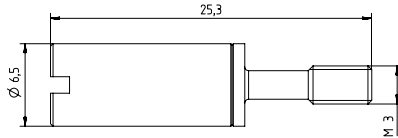
Accessory

	Description	Art-No.
	Clips for modules, PU 10	70MH-ZZ100-0000000


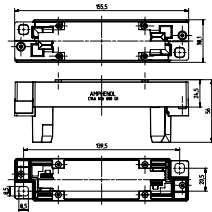

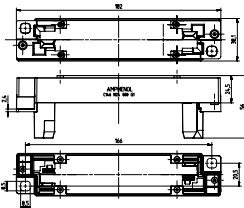
MODLINK HEAVY ACCESSORY – PROTECTION COVERS

	Dimension drawing	Description	Art-No.
		A10 protection cover (plastic/single lever)	70MH-ZSBKL-A000000
		A16 protection cover (plastic/single lever)	70MH-ZSCKL-A000000
		B6 protection cover (plastic/single lever)	70MH-ZSDKL-A000000
		B10 protection cover (plastic/double lever)	70MH-ZSEKQ-A000000
		B16 protection cover (plastic/double lever)	70MH-ZSEKQ-A000000
		B24 protection cover (plastic/double lever)	70MH-ZSGKQ-A000000

MODLINK HEAVY ACCESSORY – CODING ELEMENTS

	Dimension drawing	Description	Art-No.
		Coding pin, PU 10	70MH-ZC001-1000000
		Coding pin, PU 100	70MH-ZC001-2000000
		Coding guide pin, PU 10	70MH-ZC002-1000000
		Coding guide pin for the modular system, PU 10	70MH-ZC002-20000000
		Coding bushing, PU 10	70MH-ZC003-1000000
		Coding bushing for the modular system, PU 10	70MH-ZC003-2000000

MODLINK HEAVY ACCESSORY – TOLERANCE COMPENSATION SYSTEM

	Dimension drawing	Description	Art-No.
		B16 Tolerance compensation system	70MH-ZGF00-0000000
		B24 Tolerance compensation system	70MH-ZGG00-0000000

MODLINK HEAVY ACCESSORY – TOOLS

Description	Art-No.
Extraction tool for 1.6 mm contacts	70MH-ZW001-1000000
Extraction tool for 2.5 mm contacts	70MH-ZW001-2000000
Extraction tool for 4 mm contacts	70MH-ZW001-3000000
Crimp die for 1.6 mm contacts	70MH-ZW003-1000000
Crimp die for 2.5 mm contacts (until 2.5 mm²)	70MH-ZW003-2000000
Crimp die for 2.5 mm contacts (4 mm²)	70MH-ZW003-3000000
Crimp die for 8 mm contacts (25 mm²)	70MH-ZW003-5000000
Crimp die for 8 mm contacts (35 mm²)	70MH-ZW003-6000000
Crimp die for 8 mm contacts (16 mm²)	70MH-ZW003-4000000
Crimping tool for square crimping (long handles)	70MH-ZW002-1000000
Crimping tool with contact locator 4 mm contacts	70MH-ZW002-3000000
Crimping tool for square crimping (short handles)	70MH-ZW002-2000000
Crimping tool with contact locator 2.5 mm contacts	70MH-ZW002-5000000
Crimping tool with contact locator 1.6 mm contacts	70MH-ZW002-4000000
Contact locator for 1.6 mm contacts	70MH-ZW004-1000000
Contact locator for 2.5 mm contacts (4 mm²)	70MH-ZW004-3000000
Contact locator for 2.5 mm contacts until 2.5 mm²	70MH-ZW004-2000000



MODLINK VARIO

Modlink Vario is a modular media connector to couple and decouple pneumatics, fluids and electronics with just one system.

It is suitable for uncomplicated use on switch cabinets, tools and machine parts. Its unique feature is that it allows simultaneous non-drip coupling under pressure of electrical connections and media. The basic modules are available in 4, 6, 8 or 10 different models.

For each bore, the type of application, pneumatics, fluids or electronics, can be freely selected. This gives almost unlimited equipment options.


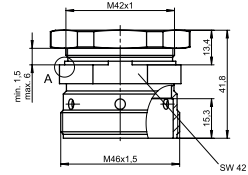

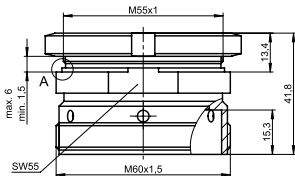

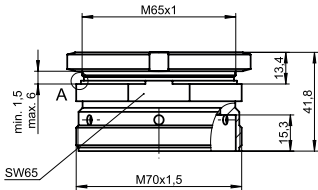

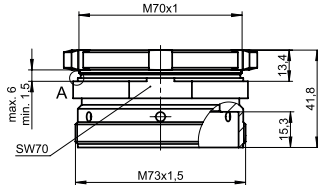
MAXIMUM MODULARITY IN INDUSTRIAL ENVIRONMENT

- Easy mounting and dismounting without the need of tools
- Maximum robustness, all components being made of solid metal
- Electronics and media in one coupling
- Coupling under pressure also possible


MODLINK VARIO – HOUSING I ROUND

Technical data

Genral data	Value
Material (Housing)	Aluminum nickel plated
Safety ring material	POM - C
Fastening angle material	Stainless steel
Protection cover material	PE
Grounding bolt material	Stainless steel
Temperature range	-20 °C ... +120 °C

Stationary housing	Dimension drawing	Hole size / count	Component	Art-No.
		4 x B	Housing	M1850-040601
			Fastening angle	M1850-9543
			Protection cover	M1800-97479
		6 x B	Housing	M1850-060601
			Fastening angle	M1850-9556
			Protection cover	M1800-97613
		8 x B	Housing	M1850-080601
			Fastening angle	M1850-9566
			Protection cover	M1800-97715
		10 x B	Housing	M1850-100601
			Fastening angle	M1850-9571
			Protection cover	M1800-97740


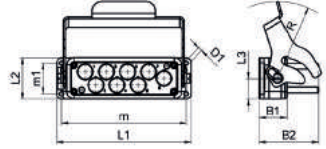

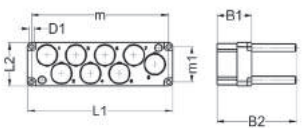

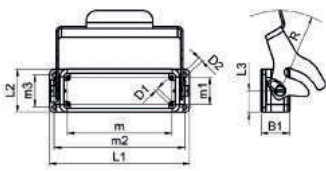
Accessory

	Description	Material	Art-No.
	Grounding bolt	Stainless steel	M1850-91000



MODLINK VARIO SQUARE – HOUSING I SQUARE

Technical data


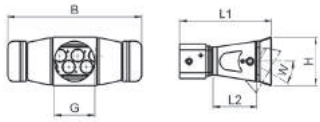

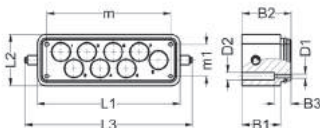

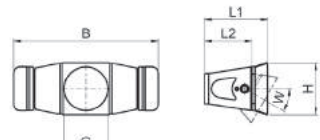
Genral data	Value
Material (Housing)	Aluminum, coated
Bracket material	Stainless steel
Insert carrier material	Aluminum nickel plated
Grounding bolt material	Stainless steel
Temperature range	-20 °C ... +120 °C

Complete stationary housing	Dimension drawing	Hole size / count	Component	Art-No.
		8 x B	Housing with shield connecting plug and mounting screw	M1856-24080611
Insert carrier stationary				
		8 x B	Stationary housing part, insert with shield connecting plug	M1856-24080601
Bracket housing A16				
		–	Stationary housing part, housing bracket	M1856-2400003



Accessory

	Description	Art.-No.
	Locking screw M4 including washer	M1856-980201
	Screw set M3x16 with shield connecting plug	M1856-980301

MODLINK VARIO – HOUSING I ROUND

Complete mobile housing	Dimension drawing	Hole size / count	Component	Art-No.
		8 x B	Complete mobile housing	M1856-24080612
Mobil insert carrier				
		8 x B	Mobile housing part, insert including screws for the handle	M1856-24080602
Handle with thread M50				
		–	Mobile housing part, handle	M1856-24505530








Accessory

	Description	Material	Art-No.
	Cable gland M50 (Packaging unit 10)	Brass, nickel-plated	7000-91001-0105000
	Locknut M50 (Packaging unit 50)	Brass, nickel-plated	7000-91002-0105000


MODLINK VARIO – INSERTS I ELECTRONIC

Technical data







Genral data	Value
Material (Housing)	Brass, nickel-plated
Material (Gasket)	FPM, NBR
Temperature range	-25 °C ... +85 °C
Mating cycles	min. 500

Inserts für Stationary housing	Contact configuration	Hole size	Description	Art-No.
		B	Shielded 5-pole M12, male	7000-42114-0000000
			Shielded 6-pole M12, male	7000-46114-0000000
			Shielded 8-pole M12, male	7000-48114-0000000
			Shielded B-cod. M12, male	7000-44114-0000000
			Shielded D-cod. M12, male	7000-44624-0000000

Accessory

	Description	Material	Art.-No.
	Sealing cap, 4 pieces	PA	56951

MODLINK VARIO – INSERTS | ELECTRONIC

Inserts for mobile housings	Contact configuration	Hole size	Description	Art-No.
		B	Shielded 5-pole M12, female	7000-42116-0000000
			Shielded 6-pole M12, female	7000-46116-0000000
			Shielded 8-pole M12, female	7000-48116-0000000
			Shielded B-cod. M12, female	7000-44116-0000000
			Shielded D-cod. M12, female	7000-44586-0000000




Accessory




	Description	Material	Art.-No.
	Sealing cap, 10 pieces	PA	58627
	Sealing cap, 1 pieces	Stainless steel	996076

MODLINK VARIO – INSERTS | PNEUMATICS & FLUID

Technical data





Genral data	Value
Material pneumatic inserts	Brass, nickel-plated
Material fluid inserts	Brass, dezincing resistant
Material (Gasket)	FPM
Temperature range	-20 °C ... 120 °C

Inserts for stationary housing	Barrier	Hole size	Outside tube diameter	Art-No.
	Pneumatics inserts without barrier Working pressure range -0,8 bar ... 16 bar	B	4 mm	MVT1821-062406021
			6 mm	MVT1821-062406041
			8 mm	MVT1821-062406061
	Pneumatics inserts with barrier Working pressure range 0 bar ... 16 bar	B	4 mm	MVT1820-062406021
			6 mm	MVT1820-062406041
			8 mm	MVT1820-062406061
	Fluid insert, no drip Working pressure range 0 bar ... 16 bar	B	6 mm	MVT1825-262406041
			8 mm	MVT1825-262406061

Inserts for mobile housings	Barrier	Hole size	Outside tube diameter	Art-No.
	Pneumatics inserts without barrier Working pressure range -0,8 bar ... 16 bar	B	4 mm	MVT1821-062406022
			6 mm	MVT1821-062406042
			8 mm	MVT1821-062406062
	Pneumatics inserts with barrier Working pressure range 0 bar ... 16 bar	B	4 mm	MVT1820-062406022
			6 mm	MVT1820-062406042
			8 mm	MVT1820-062406062
	Fluid insert, no drip Working pressure range 0 bar ... 16 bar	B	6 mm	MVT1825-262406042
			8 mm	MVT1825-262406062

MODLINK VARIO – INSERTS I PNEUMATICS & FLUID

Accessory

	Description	Material	Tube diameter	Art.-No.
	Red coding sleeve	Aluminum anodized	4 mm	MSA1394-1102
			6 mm	MSA1394-1104
			8 mm	MSA1394-1106
	Green coding sleeve	Aluminum anodized	4 mm	MSA1394-1202
			6 mm	MSA1394-1204
			8 mm	MSA1394-1206
	Blue coding sleeve	Aluminum anodized	4 mm	MSA1394-1302
			6 mm	MSA1394-1304
			8 mm	MSA1394-1306
	Blind plugs	Brass, nickel-plated	4 mm	M623-0200
			6 mm	M623-0400
			8 mm	M623-0600



➔ www.murrelektronik.com

The information contained herein has been compiled with the utmost care. Liability for the correctness, completeness and topicality of the information is restricted to gross negligence.

Our company embraces social responsibility in all aspects of our business activities. Our brochures are printed using environmentally friendly production techniques and products.

